

Parish of St. Charles

Hahnville, LA

Comprehensive Annual Financial Report

For the Fiscal Year Ended December 31, 2012



Buzzard

**PARISH OF
ST. CHARLES**
HAHVILLE, LOUISIANA

**COMPREHENSIVE
ANNUAL
FINANCIAL
REPORT**

For the Fiscal Year Ended December 31, 2012

**PREPARED BY:
Department of Finance**



Introductory Section

**Parish of St. Charles
Comprehensive Annual Financial Report
For The Year Ended December 31, 2012**

TABLE OF CONTENTS

	<u>Exhibit</u>	<u>Page</u>
<u>Introductory Section</u>		
Letter of Transmittal	I	I
Certificate of Achievement for Excellence in Financial Reporting	VII	VII
Principal Officials	X	X
Organizational Chart.....	XI	XI
<u>Financial Section</u>		
Independent Auditor's Report		1
Required Supplemental Information Management's Discussion and Analysis		5
Basic Financial Statements:		
Government-wide Financial Statements:		
Statement of Net Position.....	A-1	15
Statement of Activities	A-2	16
Fund Financial Statements:		
Governmental Funds:		
Balance Sheet	A-3	18
Reconciliation of the Governmental Funds Balance Sheet to the Statement of Net Assets	A-4	20
Statement of Revenues, Expenditures, and Changes in Fund Balances	A-5	22
Reconciliation of the Statement of Revenues, Expenditures, and Changes in Fund Balances of Governmental Funds to the Statement of Activities	A-6	24
Statement of Revenues, Expenditures, and Changes in Fund Balance – Budget and Actual – General Fund	A-7	25
Statement of Revenues, Expenditures, and Changes in Fund Balance – Budget and Actual – Road and Drainage Maintenance and Operation Fund	A-8	30
Statement of Revenues, Expenditures, and Changes in Fund Balance – Budget and Actual – Recreation Maintenance & Operation Fund	A-9	32
Statement of Revenues, Expenditures, and Changes in Fund Balance – Budget and Actual – Sewer General Obligation Sinking Major Debt Service Fund	A-10	33
Proprietary Funds:		
Statement of Net Position	A-11	34
Statement of Revenues, Expenses and Changes in Fund Net Position.....	A-12	35
Statement of Cash Flows	A-13	36
Discretely Presented Component Units:		
Combining Statement of Net Position.....	A-14	38
Combining Statement of Activities	A-15	40
Notes to the Financial Statements:		
Note 1 Summary of Significant Accounting Policies	A-16	43
Note 2 Stewardship, Compliance, and Accountability	A-16	51
Note 3 Cash, Cash Equivalents, and Investments	A-16	54
Note 4 Receivables	A-16	56

**Parish of St. Charles
Comprehensive Annual Financial Report
For The Year Ended December 31, 2012**

TABLE OF CONTENTS (CONTINUED)

Exhibit Page

Financial Section (Continued)

Notes to the Financial Statements Continued:

Note 5 Due From Other Governments	A-16	57
Note 6 Restricted Assets	A-16	57
Note 7 Capital Assets	A-16	58
Note 8 Interfund Assets/Liabilities	A-16	61
Note 9 Interfund Transfers	A-16	62
Note 10 Operating Leases	A-16	63
Note 11 Long-Term Obligations	A-16	63
Note 12 Payable From Restricted Assets	A-16	66
Note 13 Fund Equity	A-16	66
Note 14 Property Taxes	A-16	67
Note 15 Sales and Use Tax	A-16	67
Note 16 Risk Management	A-16	68
Note 17 Commitments and Contingencies	A-16	68
Note 18 Conduit Debt Obligations	A-16	71
Note 19 Post Retirement Healthcare and Life Insurance Benefits	A-16	71
Note 20 Pensions	A-16	75
Note 21 Subsequent Events	A-16	76
Note 22 Selected Disclosures for Discretely Presented Component Units.....	A-16	76
Note 23 State Required Disclosures	A-16	83

Required Supplemental Information other than Management's Discussion and Analysis:

Schedule of Funding Progress- Other Post-employment Benefits	A-17	84
--	------	----

Combining and Individual Fund Statements and Schedules:

Nonmajor Governmental Funds:

Nonmajor Governmental Fund Descriptions.....		85
Combining Balance Sheet	B-1	88
Combining Statement of Revenues, Expenditures, and Changes in Fund Balances	B-2	92
Schedules of Revenues, Expenditures, and Changes in Fund Balances – Budget & Actual:		
Fire Protection Special Revenue Fund	B-3	96
Governmental Buildings Special Revenue Fund	B-4	97
Parish Transportation Special Revenue Fund	B-5	98
Road Lighting District No. 1 Special Revenue Fund	B-6	99
Mosquito Control Special Revenue Fund	B-7	100
Council on Aging Special Revenue Fund	B-8	101
Retired Senior Volunteer Program Special Revenue Fund	B-9	102
Public Health Unit Special Revenue Fund	B-10	103
Workforce Investment Act SDA 14 Special Revenue Fund	B-11	104
Criminal Court Special Revenue Fund	B-12	105
½% P.I. Sales Tax Sinking Debt Service Fund	B-13	106
P.I. 3/8% Sales Tax Sinking Debt Service Fund	B-14	107
½% P.I. Sales Tax Reserve Debt Service Fund	B-15	108
P.I. 3/8% Sales Tax Reserve Debt Service Fund	B-16	109
1/8% Public Improvement Sales Tax Sinking Debt Service Fund	B-17	110
1/8% Public Improvement Sales Tax Reserve Debt Service Fund	B-18	111

**Parish of St. Charles
Comprehensive Annual Financial Report
For The Year Ended December 31, 2012**

TABLE OF CONTENTS (CONTINUED)

Exhibit Page

Financial Section (Continued)

Combining and Individual Fund Statements and Schedules continued:

Nonmajor Governmental Funds continued:

Schedules of Revenues, Expenditures, and Changes in Fund Balances – Budget & Actual:

Louisiana Community Development Block Grant	B-19	112
Recreational Facilities Construction Capital Project Fund	B-20	113
Front Foot Assessment Maintenance Capital Project Fund	B-21	114
West Bank Hurricane Protection Levee Grant Capital Project Fund.....	B-22	115

Capital Assets Used in the Operations of Governmental Funds:

Comparative Schedules By Source	C-1	116
Schedule By Function and Activity	C-2	117
Schedule of Changes By Function and Activity	C-3	118

Nonmajor Component Units:

Nonmajor Component Unit Descriptions.....		120
Balance Sheet	D-1	121
Reconciliation of Governmental Funds Balance Sheet to the Statement of Net Assets	D-2	122
Statement of Revenues, Expenditures, and Changes in Fund Balances	D-3	123
Reconciliation of the Statement of Revenues, Expenditures, and Changes in Fund Balances of Governmental Funds to the Statement of Activities	D-4	124
Schedules of Revenues, Expenditures, and Changes in Fund Balances-Budget and Actual:		
Communications District-Discretely Presented Component Unit	D-5	125
Library Service District-Discretely Presented Component Unit	D-6	126

Statistical Section (Unaudited)

This part of the Parish of St. Charles comprehensive annual financial report presents detailed information as a context for understanding what the information in the financial statements, note disclosures, and required supplementary information says about the government’s overall financial health.

Table of Contents- Statistical Section/Narrative.....	127
---	-----

Financial Trends:

These schedules trend information to help the reader understand how the government’s financial performance and well-being have changed over time.

Net Position by Components, Last Ten Years	E-1	130
Changes in Net Position, Last Ten Years	E-2	132
Fund Balance of Governmental Funds, Last Ten Years	E-3	134
Changes in Fund Balance of Governmental Funds, Last Ten Years	E-4	136

**Parish of St. Charles
Comprehensive Annual Financial Report
For The Year Ended December 31, 2012**

TABLE OF CONTENTS (CONTINUED)

Statistical Section (Unaudited-Continued)

Exhibit Page

Revenue Capacity:

These schedules contain information to help the reader assess the government's most significant local revenue sources: sales tax and property tax. The principal sales tax revenue payers by industry are not available.

Assessed Value and Estimated Actual Value of Taxable Property, Last Ten Years	E-5	138
Property Tax Rates – Direct and Overlapping Governments, Last Ten Years	E-6	139
Principal Property Taxpayers, Current Year and Nine Years Ago	E-7	140
Sales Tax Collections Last Ten Years.....	E-8	141
Property Tax Levies and Collections, Last Ten Years	E-9	142

Debt Capacity:

These schedules present information to help the reader assess the affordability of the government's current levels of outstanding debt and the government's ability to issue additional debt in the future.

Ratio of Outstanding Debt by Type, Last Ten Years	E-10	144
Ratio of General Bonded Debt Outstanding, Last Ten Years	E-11	146
Direct and Overlapping Governmental Activities Debt, December 31, 2012	E-12	147
Legal Debt Margin Calculation, Last Ten Years	E-13	148
Pledged Revenue Coverage, Last Ten Years	E-14	150

Demographic and Economic Information:

These schedules offer demographic and economic indicators to help the reader understand the environment within which the government's financial activities take place.

Demographic and Economic Statistics, Last Ten Years	E-15	151
Principal Employers, Current Year and Nine Years Ago	E-16	152

Operating Information:

These schedules contain service and infrastructure data to help the reader understand how the information in the government's financial report relates to the services the government provides and the activities it performs.

Full-time Equivalent Parish Employees by Function, Last Ten Years	E-17	153
Operating Indicators by Function/Program, Last Four Years	E-18	154

Schedules (Supplementary Financial Information)

Capital Asset Statistic by Function Last Ten Fiscal Years	E-19	155
Schedule of Insurance Policies in Force	E-20	156

**Parish of St. Charles
Comprehensive Annual Financial Report
For The Year Ended December 31, 2012**

TABLE OF CONTENTS (CONTINUED)

Exhibit Page

Single Audit Section

Reports Related To The Entity:

Report on Compliance and on Internal Control over Financial Reporting Based on an Audit of Financial Statements Performed in Accordance With <i>Government Auditing Standards</i>	157
---	-----

Reports and Information Required Under the Single Audit Act:

Report on Compliance with Requirements Applicable to Each Major Program and Internal Control over Compliance in Accordance with OMB Circular A-133.....	159
Schedule of Expenditures of Federal Awards	161
Footnotes to the Schedule of Expenditures of Federal Awards.....	163
Schedule of Findings and Questioned Costs.....	164
Summary Schedule of Prior Year Findings and Questioned Costs.....	166
Corrective Action Plan.....	167

Sources: Unless otherwise noted, the information in these schedules is derives from the comprehensive annual financial reports for the relevant year.



ST. CHARLES PARISH



ST. CHARLES PARISH

DEPARTMENT OF FINANCE

P.O. BOX 302 HAHNVILLE, LOUISIANA 70057
(985) 783-5000 FAX (985) 783-2187
E-mail Address: finance@stcharlesgov.net

V.J. ST. PIERRE
Parish President

Grant M. Dussom, CPA
Director of Finance

June 18, 2013

To the Honorable Parish President, Council Members, and Citizens of the Parish of St. Charles:

State law requires that all general-purpose local governments publish within six months of the close of each fiscal year, a complete set of financial statements presented in conformity with generally accepted accounting principles (GAAP) and audited in accordance with generally accepted auditing standards by a firm of licensed certified public accountants. Pursuant to that requirement, we hereby issue the comprehensive annual financial report of the Parish of St. Charles (the Parish) for the fiscal year ended December 31, 2012.

This report consists of management's representations concerning the finances of the Parish. Consequently, management assumes full responsibility for the completeness and reliability of all of the information presented in this report. To provide a reasonable basis for making these representations, management of the Parish has established a comprehensive internal control framework that is designed both to protect the government's assets from loss, theft, or misuse and to compile sufficient reliable information for the preparation of the Parish's financial statements in conformity with GAAP. Because the cost of internal controls should not outweigh their benefits, the Parish's comprehensive framework of internal controls has been designed to provide reasonable rather than absolute assurance that the financial statements will be free from material misstatement. As management, we assert that, to the best of our knowledge and belief, this financial report is complete and reliable in all material respects.

The Parish's financial statements have been audited by Carr, Riggs & Ingram CPAs, a firm of licensed certified public accountants. The goal of the independent audit was to provide reasonable assurance that the financial statements of the Parish for the fiscal year ended December 31, 2012, are free of material misstatement. The independent audit involved examining, on a test basis, evidence supporting the amounts and disclosures in the financial statements; assessing the accounting principles used and significant estimates made by management; and evaluating the overall financial statement presentation. The independent auditor concluded, based upon the audit, that there was a reasonable basis for rendering an unqualified opinion that the Parish's financial statements for the fiscal year ended December 31, 2012, are fairly presented in conformity with GAAP. The independent auditor's report is presented as the first component of the financial section of this report.

The independent audit of the financial statements of the Parish was part of a broader, federally mandated "Single Audit" designed to meet the special needs of federal grantor agencies. The standards governing Single Audit engagements require the independent auditor to report not only on the fair presentation of the financial statements, but also on the audited government's internal

controls and compliance with legal requirements, with special emphasis on internal controls and legal requirements involving the administration of federal awards. These reports are available in this comprehensive annual financial report.

GAAP requires that management provide a narrative introduction, overview, and analysis to accompany the basic financial statements in the form of Management's Discussion and Analysis (MD&A). This letter of transmittal is designed to complement the MD&A and should be read in conjunction with it. The Parish's MD&A can be found immediately following the report of the independent auditors.

Profile of the Parish of St. Charles

The Parish is located approximately 25 miles up river from New Orleans. It has an estimated population of 52,780. The Parish is bisected by the Mississippi River, bordered by Lake Pontchartrain on the north, Lake Salvador on the south, Jefferson Parish on the east and by Lake Des Allemands, Lafourche Parish, and St. John the Baptist Parish on the west.

The Parish's present system of government was established by its Home Rule Charter, which became effective in 1978. The Parish operates under a president-council form of government with the Parish President, seven district Council Members and two at-large Council Members, each elected for a four-year term.

The Parish President is the chief executive officer of the Parish, responsible for carrying out policies adopted by the St. Charles Parish Council (the Council) and for the administration, direction, and supervision of all parish departments, offices, agencies, and special districts, the heads of which are appointed by him.

The Council is the governing authority for the Parish, a political subdivision of the State of Louisiana as authorized by the Constitution of the State of Louisiana. The Council consists of nine members of which two members are elected parish wide to represent the entire parish and seven members are elected to represent each of the seven districts. The Council elects from among its members a chairman and a vice-chairman who serve at its pleasure. The Council may levy and collect taxes, special assessments, service charges, license charges, fees and other revenues, and borrow money subject to limitations provided by state law.

The Parish President submits an operating and capital budget to the Council for approval at least seventy-five days before the beginning of each fiscal year. Formal budgetary accounting is employed as a management control device during the year for the general fund, special revenue funds (except for the criminal court fund), debt service funds, capital projects funds, and proprietary funds.

The level of budgetary control is at the fund/departmental level and expenditures may not exceed budgeted appropriations. Appropriations which are not expended or encumbered lapse at year-end.

Budgets for the general, special revenue (except for the criminal court fund), debt services, and capital projects funds are adopted on a modified accrual basis of accounting. Budgets for the proprietary funds are adopted on an accrual basis.

Financial Review

Expenditures increased from \$22.6 million in 2011 to \$26.9 million in 2012 in the General Fund, an increase of 19% which is directly related to the construction of the new Emergency Operations Center and new Community Center. The revenues of the General Fund increased from \$26.8 million in 2011 to \$32.1 million representing an increase of 19.5%. This increase was primarily due to the increase in Sales Tax revenues as a result of major industry plant expansions taking place throughout the Parish.

The General Fund closed the year with unassigned fund balance of \$6.5 million, with the overall fund balance in the General Fund increasing from \$40.1 million to \$42.8 million, which reflects an increase of 6.7% from the balance at December 31, 2011.

The Roads and Drainage Maintenance and Operation Fund is the Parish's largest Special Revenue Fund. It entails the largest Parish Department, Public Works. Expenditures decreased from \$37.1 million in 2011 to \$30.1 million in 2012 in the Road and Drainage Maintenance and Operation Fund, a decrease of 19%. This decrease is due to the large number of capital projects undertaken throughout the Parish and primarily completed in 2011, i.e. \$19.2 million in Capital outlay in 2011 versus \$10.1 million in Capital Outlay for 2012. The Road and Drainage Maintenance and Operation Fund closed the year with an ending fund balance of \$34.4 million, which reflects a increase of 17.4% from the \$29.3 million balance at December 31, 2011.

Expenditures increased slightly from \$10.4 million in 2011 to \$10.7 in 2012 in the Parish's WasteWater Utility System Proprietary Fund, a net operating loss of \$3 million was reported for 2012. The primary contributor to this is the fact that the service charges in place are not enough to cover the overall expenses of the department. The WasteWater department was able to acquire a 20 year, \$6.5 million, .95% loan with the Department of Environmental Quality in 2010 for the purpose of much needed capital outlay to several sewer lift stations as well as reconditioning to its two treatment plants. Also, in August of 2012, the sewer rates charged to residents was increased by fifty seven cents per thousand gallon of usage, which helped increase service charge revenue by nearly \$300 thousand.

Standard and Poor's bond rating service rates the Parish's general obligation and revenue bonds. Standard & Poor's currently maintains an 'A/Stable' rating on St. Charles Parish, LA's general obligation bonds.

Debt Administration

All of the Parish's existing long-term debt is scheduled to be retired within 20 years.

Capital Assets

The Capital assets of the Parish are those capital assets used in the performance of general governmental functions. As of December 31, 2012, the capital assets of the Parish amounted to \$316,442,292, net of accumulated depreciation. The amount represents the total historical cost or estimated historical, if historical cost is not available.

Independent Audit

The Revised Statutes of the State of Louisiana require an audit of the book of accounts, financial records and transactions of all funds of the Parish. This year's audit was performed by Carr, Riggs & Ingram, CPAs.

Financial Forecast

St. Charles Parish realized exceptional business development achievements in 2012, Companies invested billions in local facilities, employment figures began to recover, millions of dollars were spent on public facilities projects, and tax collections reached record-setting levels. Even with these increased tax collections attributed primarily to Industry Plant; the Parish still holds true to its philosophy of maintaining a minimum fund balance in the General Fund as well as following strict budgeting practices thus placing St. Charles Parish in a sound financial position.

The most important event of 2012 that enhanced the local business climate did not involve traditional economic development wins. The recently completed East Bank Hurricane Protection Levee withstood the impact of Hurricane Isaac, saving residents and businesses from the flooding experienced in surrounding parishes. Also, after many decades of appeal, the U.S. Army Corps of Engineers finally awarded approval for Phase 2 of the West Bank Hurricane Protection Levee.

The assessed value of taxable property for 2012 fiscal year experienced a slight increase from 2011. Based on items coming off ten-year exemption we are expecting moderate growth over the next ten years. While there are numerous companies added to the tax rolls each year, the major revenues are still derived from the numerous petrochemical plants and the nuclear power plant located in the Parish.

The Parish's 2012 average annual Unemployment Rate was 6.3%, an 11% improvement from 2011. The local unemployment rate continued to be lower than the statewide and regional averages. The plethora of heavy-industrial activity accounted for gains in employment numbers in the local contract worker force as well as in the manufacturing sector.

The construction sector continued to show signs of revival in 2012. Fifty-one (51) commercial construction permits were issued by the Department of Planning and Zoning, up 13.3% from 2011. The local residential construction sector catapulted off of the momentum accumulated at the end of 2011. Housing starts spiked 61% over the year with ninety-eight (98) residential permits issued in 2012, thirty-seven (37) more versus the previous year. Seventy-eight (78) Home Occupation permits were issued in 2012, up one (1) from the total registered in 2011. There were ninety-seven (97) Change of Use/Occupancy (COU) permits issued, down thirty (30) or nearly 24% from 2011.

The Sales/Use Tax Office recorded ninety-one (91) new businesses in 2012, down 42% from 2011. Fifty-seven (57) business closures were posted by the Sales Tax Office, a decrease of six (6) from the previous year.

Awards and Acknowledgements

The Government Finance Officers Association of the United States and Canada (GFOA) has awarded a Distinguished Budget Presentation Award to the Parish of St. Charles for its 2012 Consolidated Capital and Operation Budget. This was the second year that the government has received this prestigious award. This award represents a significant achievement by the Parish. It reflects the commitment of the governing body and staff to meeting the highest principles of governmental budgeting. In order to receive the budget award, the entity had to satisfy nationally recognized guidelines for effective budget presentation.

The Government Finance Officers Association of the United States and Canada (GFOA) also awarded a Certificate of Achievement for Excellence in Financial Reporting to the Parish of St. Charles for its comprehensive annual financial report for the fiscal year ended December 31, 2011. This was the sixteenth consecutive year that the government has achieved this prestigious award. In order to be awarded a Certificate of Achievement, a government must publish an easily readable and efficiently organized comprehensive annual financial report. This report satisfied both generally accepted accounting principles and applicable legal requirements.

A Certificate of Achievement is valid for a period of one year only. We believe that our current comprehensive annual financial report continues to meet the Certificate of Achievement Program's requirements and we are submitting it to the GFOA to determine its eligibility for another certificate.

The preparation of this report would not have been possible without the efficient and dedicated services of the entire staff of the Finance Department. I would like to express my appreciation to all members of the department who assisted and contributed to the preparation of this report. I would also like to thank the Parish President and Parish Council Members for their support and interest in the financial operations of the Parish. I sincerely appreciate their continuing support.

Respectfully submitted,

A handwritten signature in blue ink that reads "Grant M. Dussom, CPA". The signature is written in a cursive style with a clear, legible font.

Grant M. Dussom, CPA
Director of Finance



Certificate of Achievement for Excellence in Financial Reporting

Presented to

Parish of St. Charles
Louisiana

For its Comprehensive Annual
Financial Report
for the Fiscal Year Ended
December 31, 2011

A Certificate of Achievement for Excellence in Financial Reporting is presented by the Government Finance Officers Association of the United States and Canada to government units and public employee retirement systems whose comprehensive annual financial reports (CAFRs) achieve the highest standards in government accounting and financial reporting.




Christopher P. Morill

President

Jeffrey R. Emer

Executive Director




The Government Finance Officers Association
of the United States and Canada

presents this

AWARD OF FINANCIAL REPORTING ACHIEVEMENT

to

Department of Finance
Parish of St. Charles, Louisiana



The award of Financial Reporting Achievement is presented by the Government Finance Officers Association to the individual(s) designated as instrumental in their government unit achieving a Certificate of Achievement for Excellence in Financial Reporting. A Certificate of Achievement is presented to those government units whose annual financial reports are judged to adhere to program standards and represents the highest award in government financial reporting.

Executive Director

Date December 7, 2012



Parish of St. Charles

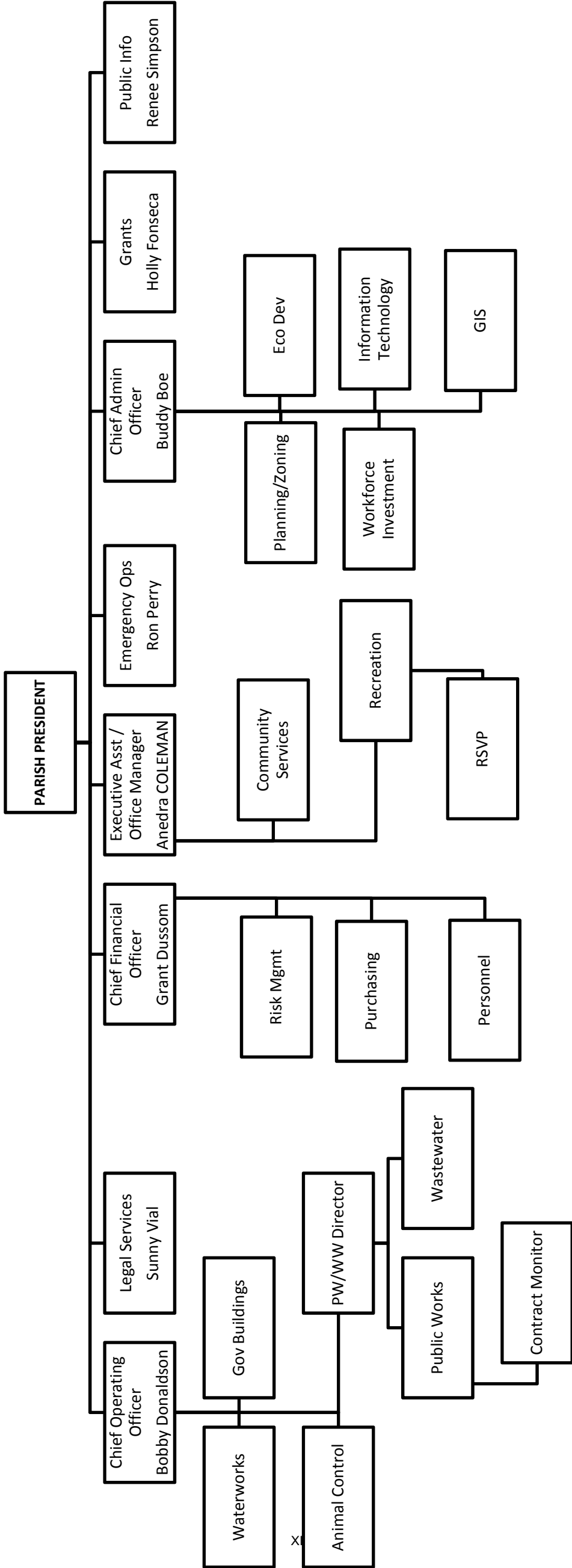
December 31, 2012

PRINCIPAL OFFICIALS

V.J. St. Pierre	Parish President
Lawrence Cochran	Chairman
Dennis Nuss	Vice-Chairman
Grant M. Dussom	Finance Director
Tiffany K. Clark	Secretary
Timothy J. Vial	Chief Administrative Officer
Leon C. Vial III	Legal Services Director

COUNCIL MEMBERS

Carolyn Schexnaydre	Division A (At Large)
Clayton "Snookie" Fauchaux	Division B (At Large)
Terrell D. Wilson	District I
Shelly Tastet	District II
Wendy Benedetto	District III
Paul Hogan	District IV
Lawrence Cochran	District V
Traci A. Fletcher	District VI
Dennis Nuss	District VII





Financial Section



Carr, Riggs & Ingram, LLC
3501 North Causeway Boulevard
Suite 810
Metairie, Louisiana 70002

(504) 837-9116
(504) 837-0123 (fax)
www.CRIcpa.com

INDEPENDENT AUDITOR'S REPORT

To the Honorable President
and Members of the Council
St. Charles Parish Council
Hahnville, Louisiana

We have audited the accompanying financial statements of the governmental activities, the business-type activities, the aggregate discretely presented component units, each major fund, and the aggregate remaining fund information of St. Charles Parish Council (the "Parish"), as of and for the year ended December 31, 2012, and the related notes to the financial statements, which collectively comprise the Parish's basic financial statements as listed in the table of contents.

Management's Responsibility for the Financial Statements

Management is responsible for the preparation and fair presentation of these financial statements in accordance with accounting principles generally accepted in the United States of America; this includes the design, implementation, and maintenance of internal control relevant to the preparation and fair presentation of financial statements that are free from material misstatement, whether due to fraud or error.

Auditor's Responsibility

Our responsibility is to express opinions on these financial statements based on our audit. We did not audit the financial statements of the discretely presented governmental component units Sunset Drainage District of St. Charles Parish ("Sunset Drainage"), whose report had a going concern, and St. Charles Parish Hospital Service District (the "Hospital"). Sunset Drainage's and the Hospital's statements reflect total assets constituting approximately 1 percent and 8 percent of total Parish assets at December 31, 2012, respectively, and -0- percent and 26 percent of total Parish revenues, respectively for the year then ended December 31, 2012. Those financial statements were audited by other auditors whose report thereon has been furnished to us, and our opinion, insofar as it relates to the amounts included for the Sunset Drainage and the Hospital, is based on the report of the other auditors. We conducted our audit in accordance with auditing standards generally accepted in the United States of America and the standards applicable to financial audits contained in *Government Auditing Standards*, issued by the Comptroller General of the United States. Those standards require that we plan and perform the audit to obtain reasonable assurance about whether the financial statements are free of material misstatement.

An audit involves performing procedures to obtain audit evidence about the amounts and disclosures in the financial statements. The procedures selected depend on the auditor's judgment, including the assessment of the risks of material misstatement of the financial statements, whether due to fraud or error. In making those risk assessments, the auditor considers internal control relevant to the Parish's preparation and fair presentation of the financial statements in order to design audit procedures that are appropriate in the circumstances, but not for the purpose of expressing an opinion on the effectiveness of the entity's internal control. Accordingly, we express no such opinion. An audit also includes evaluating the appropriateness of accounting policies used and the reasonableness of significant accounting estimates made by management, as well as evaluating the overall presentation of the financial statements.

We believe that the audit evidence we have obtained is sufficient and appropriate to provide a basis for our audit opinions.

Opinions

In our opinion, based on our audit and the reports of other auditors, the financial statements referred to above present fairly, in all material respects, the respective financial position of the governmental activities, the business-type activities, the aggregate discretely presented component units, each major fund, and the aggregate remaining fund information of the Parish, as of December 31, 2012, and the respective changes in financial position, and, where applicable, cash flows thereof for the year then ended in accordance with accounting principles generally accepted in the United States of America.

Other Matters

Required Supplementary Information

Accounting principles generally accepted in the United States of America require that the management's discussion and analysis and schedule of funding progress on pages 5 through 13 and 84 be presented to supplement the basic financial statements. Such information, although not a part of the basic financial statements, is required by the Governmental Accounting Standards Board, who considers it to be an essential part of financial reporting for placing the basic financial statements in an appropriate operational, economic, or historical context. We have applied certain limited procedures to the required supplementary information in accordance with auditing standards generally accepted in the United States of America, which consisted of inquiries of management about the methods of preparing the information and comparing the information for consistency with management's responses to our inquiries, the basic financial statements, and other knowledge we obtained during our audit of the basic financial statements. We do not express an opinion or provide any assurance on the information because the limited procedures do not provide us with sufficient evidence to express an opinion or provide any assurance.

Other Information

Our audit was conducted for the purpose of forming opinions on the financial statements that collectively comprise the Parish's basic financial statements. The introductory section, combining and individual nonmajor fund financial statements, and statistical section, are presented for purposes of additional analysis and are not a required part of the financial statements.

The accompanying schedule of expenditures of federal awards is presented for purposes of additional analysis as required by U.S. Office of Management and Budget Circular A-133, *Audits of States, Local Governments, and Non-Profit Organizations*, and is also not a required part of the financial statements.

The combining and individual nonmajor fund financial statements and the schedule of expenditures of federal awards are the responsibility of management and were derived from and relate directly to the underlying accounting and other records used to prepare the financial statements. Such information has been subjected to the auditing procedures applied in the audit of the basic financial statements and certain additional procedures, including comparing and reconciling such information directly to the underlying accounting and other records used to prepare the financial statements or to the financial statements themselves, and other additional procedures in accordance with auditing standards generally accepted in the United States of America. In our opinion, the combining and individual nonmajor fund financial statements and the schedule of expenditures of federal awards is fairly stated, in all material respects, in relation to the financial statements as a whole.

The introductory and statistical sections have not been subjected to the auditing procedures applied in the audit of the basic financial statements and, accordingly, we do not express an opinion or provide any assurance on them.

Other Reporting Required by Government Auditing Standards

In accordance with *Government Auditing Standards*, we have also issued our report dated June 18, 2013, on our consideration of the Parish's internal control over financial reporting and our tests of its compliance with certain provisions of laws, regulations, contracts, and grant agreements and other matters. The purpose of that report is to describe the scope of our testing of internal control over financial reporting and compliance and the results of that testing, and not to provide an opinion on the internal control over financial reporting or on compliance. That report is an integral part of an audit performed in accordance with *Government Auditing Standards* in considering the Parish's internal control over financial reporting and compliance.

Carr, Riggs & Ingram, LLC

June 18, 2013



**PARISH OF ST. CHARLES
HAHNVILLE, LOUISIANA
MANAGEMENT'S DISCUSSION AND ANALYSIS**

As financial management of the Parish, we offer readers of this financial statement an overview and analysis of the financial activities of the Parish of St. Charles Consolidated Government. This narrative is designed to assist the reader in focusing on significant financial issues, identify changes in the government's financial position, identify any material deviations from the approved budget documents, and identify individual fund issues or concerns.

The Management's Discussion and Analysis (MD&A) is designed to focus on the current year's activities, resulting changes, and currently known facts. It should be read in conjunction with the Letter of Transmittal and the financial statements that begin with Exhibit A-1.

FINANCIAL HIGHLIGHTS

- The assets of the Parish exceeded its liabilities at the close of 2012 by \$351 million. Of this amount, \$262 million is invested in capital assets including infrastructure. Infrastructure assets are only of value to the Parish and cannot be sold. Another \$37 million is considered unrestricted and may be used to meet government's ongoing needs. However, while these funds are described as unrestricted, the citizens have dedicated the revenues for very specific purposes. The unrestricted net assets of the Parish's business type activities are \$3 million and may be used to meet the ongoing obligations of the Parish's water, sewer, and solid waste business-type activities.
- With the implementation of GASB 54 in 2011, the fund balance was divided into 5 new categories as opposed to the previous categories of Reserved and Unreserved. Therefore, at December 31, 2012, Unassigned fund balance for the General fund was \$6.5 million, 24% of total 2012 General Fund expenditures, while the other categories of Non-spendable, Restricted, Committed, and Assigned held balances of \$202 thousand, \$260 thousand, \$12 million and \$23.8 million respectively, providing an overall 7% increase from the prior year 2011 ending fund balance. This increase is directly attributable to the Sales tax windfall experienced in 2012 as a result of major industry plant expansions that began during the year.
- As of the close of the current year, the Parish's governmental funds reported a combined ending fund balance of \$89.1 million, an increase of \$9 million from prior year 2011, which again is primarily attributed to the sales tax windfall witnessed in 2011 and 2012.
- For the year ended December 31, 2012, the Parish's Waterworks Utility System reported net income of \$993 thousand.
- For the fiscal year ended December 31, 2008, the Parish implemented Governmental Accounting Standards Board Statement Number 45, *Accounting and Financial Reporting by Employers for Post-Employment Benefits Other than Pensions* (GASB 45). On March 25, 2013, The Parish Council approved the creation of the St. Charles Retiree Benefits Funding Trust whose assets will be dedicated to providing post employment benefits to retired employees and their beneficiaries and which will be legally protected from creditors. As it is the intention of the Parish, once the trust is established, to contribute its portion of post employment benefits to the trust on a monthly basis, the first contribution will consist of \$2.5 million from the Parish's General Fund. The Trust is expected to be formalized and created by the end of 2013.

OVERVIEW OF THE FINANCIAL STATEMENTS

Governmental Accounting Standards Board Statement No. 34 greatly changed a government's presentation of financial statement. The statements focus on the government as a whole (government-wide) and the major individual funds. Both perspectives (government-wide and major fund) allow the reader to address relevant questions, broaden a basis for comparison (year to year or government to government) and should enhance the Parish's accountability.

Government-Wide Financial Statements

The *government-wide financial statements* are designed to provide readers with a broad overview of the Parish's finances, in a manner similar to private-sector business.

**PARISH OF ST. CHARLES
HAHNVILLE, LOUISIANA
MANAGEMENT'S DISCUSSION AND ANALYSIS (CONTINUED)**

The *Statement of Net Position* (Exhibit A-1) presents information on all of the government's assets and liabilities, with the difference between the two reported as net position. Over time, changes in net position may serve as a useful indicator of whether the financial position of the Parish is improving or deteriorating.

The *Statement of Activities* (Exhibit A-2) presents information showing how the government's net assets changed during the most recent fiscal year. All changes in net assets are reported as soon as the underlying event giving rise to the change occurs, regardless of the timing of the related cash flows. Thus, revenues and expenses are reported in this statement for some items that will result in cash flows only in future fiscal periods. For example, uncollected taxes result in cash flows for future periods. The focus of the Statement of Activities is on both the gross and net cost of various activities that are funded by the government's general tax and other revenues. This is intended to summarize information and simplify the user's analysis of the cost of various governmental services and/or subsidy to various business-type activities and component units.

The government-wide financial statements include not only the Parish itself (known as the primary government), but also four component units: St. Charles Parish Communications District, St. Charles Parish Library Service District No. 1, Sunset Drainage District of St. Charles Parish and St. Charles Parish Hospital Service District. Financial information for the last two component units is reported separately from the financial information presented for the primary government itself.

Fund Financial Statements

A fund is a grouping of related accounts that is used to maintain control over resources that have been segregated for specific activities or objectives. Traditional users of governmental financial statements will find the fund financial statements presentation more familiar. The focus is now on major funds, rather than generic fund types.

Governmental Funds are used to account for essentially the same functions reported as governmental activities in the government-wide financial statements. The Governmental Major Fund presentation (see Exhibits A-3 and A-5) is presented on a modified accrual basis of accounting. This is the manner in which the financial plan is typically developed excluding certain timing differences between the budget basis and the generally accepted accounting principle (GAAP) basis. Unlike the government-wide financial statements, governmental fund financial statements focus on near-term outflows of spendable resources, as well as on balances of spendable resources available at the end of the fiscal year. Such information may be useful in evaluating a government's current financing requirements. The Parish has presented the General Fund, Road and Drainage M&O Fund, Recreation M&O Fund, and Sewer General Obligation Bond Sinking Fund as major governmental funds. All other governmental funds are presented in one column, titled Nonmajor Governmental Funds. Combining financial statements of the non-major funds can be found in the Combining and Individual Fund Statements and Schedules that follow the basic financial statements.

Proprietary Funds encompass enterprise funds on the fund financial statements. Enterprise funds are used to report the same functions presented as business-type activities in the government-wide financial statements.

While the total columns on the proprietary fund financial statements for enterprise funds (see Exhibits A-10 and A-11) is the same as the business-type activities columns on the government-wide financial statements, the governmental major funds total column requires a reconciliation because of the different measurement focus which is reflected on the page following each statement (see Exhibits A-4 and A-6).

The flow of current financial resources will reflect bond proceeds and interfund transfers as other financing sources and will show capital expenditures and bond principal payments as expenditures. The reconciliation will eliminate these transactions and incorporate the capital assets and long-term obligations into the Governmental Activities column in the government-wide statements.

**PARISH OF ST. CHARLES
HAHNVILLE, LOUISIANA
MANAGEMENT'S DISCUSSION AND ANALYSIS (CONTINUED)**

Notes to the Financial Statements

The notes to the financial statements provide additional information that is essential to a full understanding of the data provided in the government-wide and fund financial statements. Exhibit A-16 contains the notes to the financial statements. They are a required part of the basic financial statements.

Other Information

The combining statements referred to earlier in connection with the non-major governmental funds are presented immediately following the notes. Combining and individual fund statements and schedules include Exhibits B-1 through B-22 of this report.

Certain supplementary financial information can be found in Exhibits E-1 through E-20 of this report. These schedules in the Statistical Section are included for additional information and analysis and do not constitute a part of the audited financial statements.

Also included in the report are the auditors' reports, findings, and schedules that comply with the U. S. Office of Management and Budget Circular A-133. This information can be found under the Single Audit section.

The following table reflects the condensed Statement of Net Position for 2012 with comparative figures from 2011:

Parish of St. Charles							
Condensed Statement of Net Position							
December 31, 2012 and 2011							
(in thousands of dollars)							
	Governmental Activities		Business-Type Activities		Total		
	2012	2011	2012	2011	2012	2011	
Assets:							
Current and other assets	\$ 121,310	\$ 111,321	\$ 6,018	\$ 7,497	\$ 127,328	\$ 118,817	
Restricted assets	-	-	11,570	11,433	11,570	11,433	
Capital assets	180,779	164,245	135,663	136,106	316,442	300,351	
Total assets	<u>302,089</u>	<u>275,566</u>	<u>153,251</u>	<u>155,036</u>	<u>455,340</u>	<u>430,601</u>	
Liabilities:							
Current liabilities	7,973	8,087	3,487	2,476	11,460	10,563	
Long-term liabilities	35,812	34,805	32,952	33,277	68,764	68,082	
Total liabilities	<u>43,785</u>	<u>42,892</u>	<u>36,439</u>	<u>35,753</u>	<u>80,224</u>	<u>78,645</u>	
Deferred Inflows from resources							
Deferred Revenues	24,404	23,432	-	-	24,404	23,432	
Net Position*							
Invested in capital assets, net of related debt	159,339	140,450	102,711	102,829	262,050	243,279	
Restricted	40,961	33,692	10,721	10,438	51,682	44,130	
Unrestricted	33,600	35,100	3,380	6,016	36,980	41,116	
Total Net Position	<u>\$ 233,900</u>	<u>\$ 209,242</u>	<u>\$ 116,812</u>	<u>\$ 119,283</u>	<u>\$ 350,712</u>	<u>\$ 328,525</u>	
*In 2012, the Parish implemented GASB 63, Financial Reporting of Deferred Outflows of Resources, Deferred Inflows of Resources, and Net Position, which changed the Statement of Net Assets to Statement of Net Position. Amounts Prior to 2012 were titled Net Assets, whereas in 2012, the new terminology is Net Position. In addition, the Standard changed the presentation of deferred revenues from liabilities to deferred inflows of resources.							

PARISH OF ST. CHARLES
HAHNVILLE, LOUISIANA
MANAGEMENT'S DISCUSSION AND ANALYSIS (CONTINUED)

For more detailed information see Exhibit A-1, the Statement of Net Position.

The Parish continues to maintain a stable current ratio. The current ratio compares current assets to current liabilities and is an indication of the Parish's ability to pay current obligations. The current ratio for governmental activities is 3.75.

Approximately 75% (\$262 million) of the Parish's Net Position as of December 31, 2012, reflects the government's investment in capital assets (land, buildings, infrastructure, machinery and equipment) less any related outstanding debt used to acquire those assets. The Parish uses these capital assets to provide services to citizens; consequently, these assets are not available for future spending. Another 15% (\$52 million) of the Parish's net position are subject to external restrictions on how those assets may be used, such as property tax approved by the electorate for specific purposes. The remaining 11% of net position, referred to as unrestricted (\$37 million), may be used to meet ongoing obligations of the government to citizens and creditors.

At the end of the current fiscal year, the Parish is able to report positive balances in all three categories of net position, both for the governmental as a whole, as well as for its separate governmental and business-type activities.

The following table provides a summary of the changes in Net Position for the year ended December 31, 2012 with comparative figures from 2011:

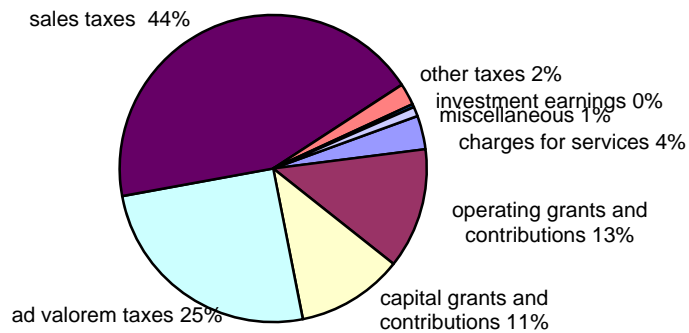
Parish of St. Charles							
Changes in Net Position							
(in thousands of dollars)							
	Governmental		Business-Type		Total		
	Activities		Activities		Total		
	2012	2011	2012	2011	2012	2011	
Revenues:							
Program Revenues:							
Charges for services	\$ 3,339	\$ 3,175	\$ 21,650	\$ 21,878	\$ 24,989	\$ 25,053	
Operating grants & contributions	11,948	7,793	227	249	12,175	8,042	
Capital grants & contributions	10,593	12,638	283	259	10,876	12,897	
General Revenues:							
Ad valorem taxes	23,766	22,137			23,766	22,138	
Sales taxes	41,173	34,268			41,173	34,269	
Other taxes	2,165	741			2,165	741	
Other	1,257	2,111	38	57	1,295	2,168	
Total Revenues	<u>94,241</u>	<u>82,865</u>	<u>22,198</u>	<u>22,443</u>	<u>116,439</u>	<u>105,308</u>	
Expenses:							
General government	17,934	15,314	-	-	17,934	15,314	
Public safety	13,629	9,664	-	-	13,629	9,664	
Public works	24,944	27,220	-	-	24,944	27,220	
Health & welfare	5,637	6,022	-	-	5,637	6,022	
Culture & recreation	4,362	4,137	-	-	4,362	4,137	
Economic development & assistance	1,936	1,894	-	-	1,936	1,894	
Interest & other charges on long-term debt	927	1,069	-	-	927	1,069	
Waterworks	-	-	10,768	10,144	10,768	10,144	
Wastewater	-	-	10,729	10,474	10,729	10,474	
Solid Waste	-	-	3,387	3,383	3,387	3,383	
Total Expenses	<u>69,369</u>	<u>65,320</u>	<u>24,884</u>	<u>24,001</u>	<u>94,253</u>	<u>89,321</u>	
Increase/(decrease) in net position before transfers	24,872	17,545	(2,686)	(1,558)	22,186	15,987	
Transfers	(214)	(192)	214	192	-	-	
Increase/(decrease) in net position	<u>24,658</u>	<u>17,353</u>	<u>(2,472)</u>	<u>(1,366)</u>	<u>22,186</u>	<u>15,987</u>	
Net Position, beginning	209,242	191,889	119,284	120,649	328,526	312,538	
Net Position, ending	<u>\$233,900</u>	<u>\$209,242</u>	<u>\$116,812</u>	<u>\$119,283</u>	<u>\$350,712</u>	<u>\$328,525</u>	

**PARISH OF ST. CHARLES
 HAHNVILLE, LOUISIANA
 MANAGEMENT'S DISCUSSION AND ANALYSIS (CONTINUED)**

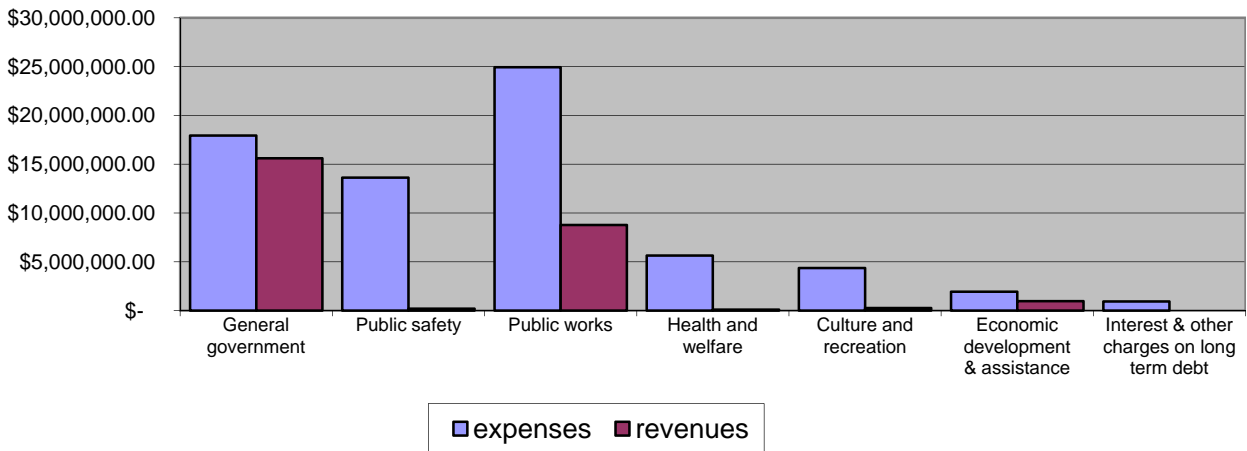
Financial Analysis of the Government's Funds

The Parish primarily relies on property and sales taxes to cover the cost of general governmental activities. Program revenues covered approximately 37% of these costs. However approximately 24% of program revenues was received in the form of capital asset contributions which is not spendable resources; therefore, the government's taxpayers funded approximately 76% of general governmental activities excluding capital grants and contributions.

Revenues by Source - Governmental Activities



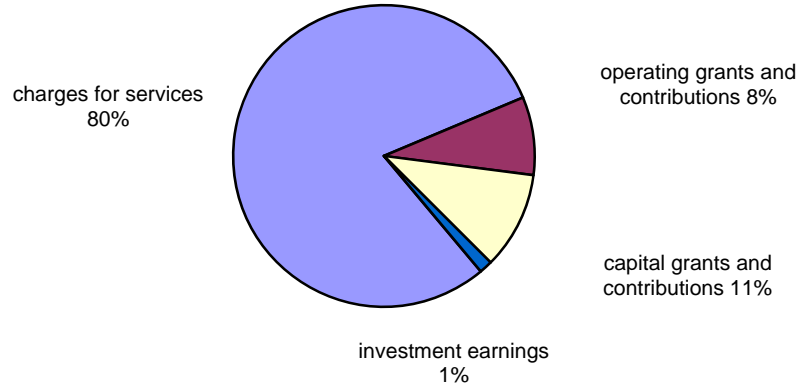
Expenses and Program Revenues - Governmental Activities



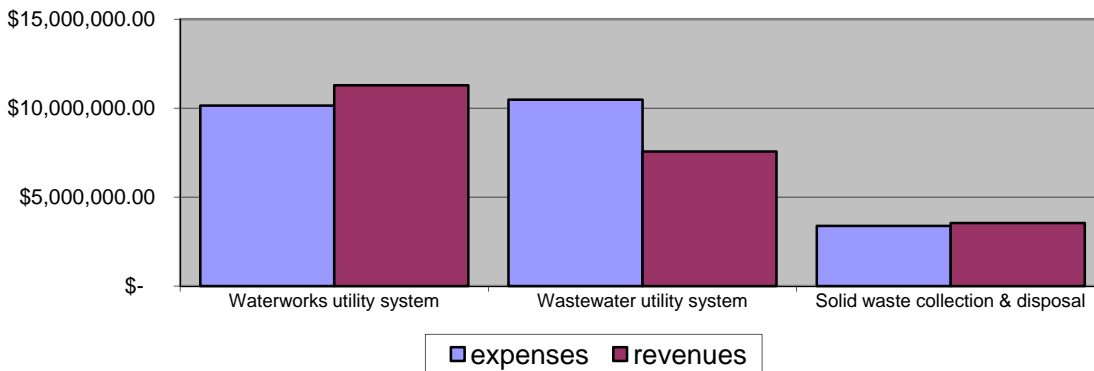
While, the Waterworks utility system reported operating income of \$994 thousand, the Wastewater utility system reported an operating loss of \$3 million. This means that of the business-type funds, the Wastewater utility system was not self-sufficient and is operating at a loss each year. Unfortunately, because of restrictions placed on the business-type activities by their creditors, the income from the Waterworks system cannot be used to offset the losses in the Wastewater utility system. The Solid Waste Collection and Disposal fund, a small business-type activity, reported an operating income of \$217 thousand.

**PARISH OF ST. CHARLES
 HAHNVILLE, LOUISIANA
 MANAGEMENT'S DISCUSSION AND ANALYSIS (CONTINUED)**

Revenues by Source - Business Activities



Expenses and Program Revenues - Business Activities



As noted earlier, the Parish uses fund accounting to ensure and demonstrate compliance with finance related legal requirements.

Governmental Funds: The focus of the Parish's governmental funds is to provide information on near-term inflows, outflows, and balances of spendable resources. Such information is useful in assessing the Parish's financing requirements. In particular, *unreserved fund balance* may serve as a useful measure of a government's net resources available for spending at the end of the year.

As of the end of the current year, the primary government's governmental funds reported combined ending fund balances of \$89.1 million, an increase of \$9 million in comparison with the prior year. Approximately 7% of this total amount (\$6.5 million) constitutes *unassigned fund balance*, which is available for spending at the government's discretion. The remainder of fund balance is broken down into the new categories of GASB 54, to indicate that is not available for new spending because it has already committed: (1) Non-spendable (\$270 thousand), (2) Restricted (\$41 million), (3) Committed (\$17.2 million), and (4) Assigned (\$23.9 million).

**PARISH OF ST. CHARLES
HAHNVILLE, LOUISIANA
MANAGEMENT'S DISCUSSION AND ANALYSIS (CONTINUED)**

The General Fund is the chief operating fund of the Parish. At the end of the current fiscal year, unassigned fund balance of the General Fund was \$6.5 million; in total however, the General Fund balance increased from \$40.1 million in 2011 to \$42.8 million for 2012. The increase in fund balance was due to the increase in Sales tax revenue from 2011 as a result of 3 large Industry Plant expansions within the Parish as well as Sales tax funds received regarding the Airport Expansion agreement.

The Road & Drainage Maintenance & Operation Fund is the second largest governmental fund. At the end of the current fiscal year, total fund balance of the Road & Drainage M&O Fund was \$34.5 million. Compared with total fund balance of \$29.3 million at the end of 2011, fund balance increased approximately \$5.1 million during 2012 which was attributed to the sales tax windfall from large Industry Plant expansions coupled with a decrease in capital outlay.

The Recreation Maintenance & Operation Fund is the third largest governmental fund. At the end of the current fiscal year, fund balance of the Recreation M&O Fund was \$488 thousand, with zero remaining unassigned. Compared with total fund balance of \$329 thousand at the end of 2011, fund balance increased approximately \$159 thousand during 2012 which can be attributed to capital outlay assistance from the Parish General Fund in order to fund various park improvements made throughout the Parish during 2012.

Proprietary Funds: The Parish's proprietary funds provide the same type of information found in the government-wide financial statements, but in more detail.

Unrestricted net assets of the Solid Waste Collection and Disposal Fund at December 31, 2012, were \$1.4 million, an increase of approximately \$228 thousand from the previous year.

Unrestricted net assets of the Wastewater Utility System were a negative \$425 thousand at December 31, 2012. This fund encompasses all assets associated with sewerage operations, maintenance, and capital improvements held by the Parish. Invested in capital assets, net of related debt totaled \$71.9 million reflecting the heavy investment in capital assets, while restricted net assets totaled \$4 million.

Unrestricted net assets of the Waterworks Utility System were \$2.4 million at December 31, 2012. This fund encompasses all assets associated with waterworks operations, maintenance, billing & collection, distribution, and capital improvements held by the Parish. Invested in capital assets, net of related debt totaled \$30.8 million, with restricted net assets totaling \$6.7 million.

General Fund Budgetary Highlights

The Parish's operating budget is prepared according to Louisiana law. During the course of the year, the Parish revises its budget to take into consideration significant changes in revenues and expenditures. Louisiana Revised Statute 39:1311 requires that the budget be revised if either expected revenues are less or anticipated expenditures are in excess of budgetary goals by five percent (5%) or more. The original budget for the Parish's operations was adopted as submitted and became effective January 1, 2012 and the Parish Council adopted the final revisions to the budget on December 17, 2012.

A summary showing the Parish's original and final budget is provided in the CAFR at Exhibit A-7. The Parish's year-end actual results were better than had been budgeted, as conservative budgetary practices are customary. Revenues are forecast conservatively and expenditures are budgeted in anticipation of all possible costs and projects. The General Fund actual revenues were greater than final budget projections by approximately \$1.7 million and expenditures were under final projections by \$7 million.

PARISH OF ST. CHARLES
HAHNVILLE, LOUISIANA
MANAGEMENT'S DISCUSSION AND ANALYSIS (CONTINUED)

Unfortunately, while classified as unrestricted, the net assets are earmarked by voter referendum to be used for specific activities within the Parish. Thus, while the Parish as a whole is financially healthy, there are individual funds which are financially strapped.

Capital Asset and Debt Administration

Capital Assets

The Parish's investment in capital assets for its governmental and business type activities as of December 31, 2012, amounts to approximately \$316 million (net of accumulated debt and depreciation). This investment in capital assets includes land, buildings and system improvements, machinery and equipment, wastewater treatment facilities, waterworks facilities, roads, highways, bridges, and drainage systems. The total increase in the Parish's investment in capital assets for the current fiscal year was approximately \$16.1 million (a \$16.5 million increase for governmental activities and a \$443 thousand decrease for business-type activities).

Additional information on the Parish's capital assets can be found in Note 7 of this report.

Parish of St. Charles						
Capital Assets						
(net of depreciation)						
	Governmental		Business-Type		Total	
	Activities		Activities			
	2012	2011	2012	2011	2012	2011
Land	\$ 9,863,978	\$ 9,515,972	\$ 824,777	\$ 804,777	\$ 10,688,755	\$ 10,320,749
Buildings & improvements	64,035,827	48,276,683	128,727,257	98,017,145	192,763,084	146,293,828
Machinery & equipment	9,061,695	10,701,265	2,176,793	2,286,331	11,238,488	12,987,596
Infrastructure	61,693,625	63,006,070	-	-	61,693,625	63,006,070
Construction in progress	36,124,176	32,745,009	3,934,164	34,998,051	40,058,340	67,743,060
Total	\$ 180,779,301	\$ 164,244,999	\$ 135,662,991	\$ 136,106,304	\$ 316,442,292	\$ 300,351,303

Long-term Debt

At the end of the current fiscal year, St. Charles Parish had a total bonded debt of outstanding of \$53.9 million. Compared to last year, the Parish's total bonded debt decreased by approximately \$2.8 million.

The Parish's general obligation, public improvement, and revenue bonds all carry "AAA" ratings with Standard & Poor's, which is the highest possible rating.

State statutes limit the amount of general obligation debt a governmental entity may issue to 10 percent of its total assessed valuation. The current debt limitation for St. Charles Parish is \$125,593,253 which is significantly in excess of the Parish's outstanding general obligation debt.

Additional information on the Parish's long-term debt can be found in Note 11 of this report.

Parish of St. Charles						
Outstanding Debt						
	Governmental		Business-Type		Total	
	Activities		Activities			
	2012	2011	2012	2011	2012	2011
General obligation bonds	\$ 17,165,000	\$ 19,265,000	\$ -	\$ -	\$ 17,165,000	\$ 19,265,000
Public improvement bonds	4,120,000	4,450,000	-	-	4,120,000	4,450,000
Revenue bonds	-	-	32,703,890	33,055,294	32,703,890	33,055,294
Total	\$ 21,285,000	\$ 23,715,000	\$ 32,703,890	\$ 33,055,294	\$ 53,988,890	\$ 56,770,294

**PARISH OF ST. CHARLES
HAHNVILLE, LOUISIANA
MANAGEMENT'S DISCUSSION AND ANALYSIS (CONTINUED)**

Economic Factors and Next Year's Budget

The 2012 average annual unemployment rate for St. Charles Parish was 6.3%, which is a .8% decrease from a year ago. This rate is also lower than the state's average unemployment rate of 6.8% as well as the national average rate of 7.8%.

Construction activity peaked in 2012 for the estimated \$3 billion of capital expansion projects at local industrial facilities, yielding hundreds of future job opportunities for local residents and substantial sales tax revenue in public coffers.

The Parish's sales tax collections for 2012 were \$41.2 million, which was an increase of 20% from last year's sales tax collections of \$34.2 million, a direct result of the approximate \$3 billion of capital investment projects taking place throughout the Parish.

Ad valorem tax collections also increase by \$1.6 million, representing a 7% increase, which is primarily attributable to the 5% increase in St. Charles Parish's taxable assessed value from 2011.

According to the US Census Bureau, the population of the Parish grew by approximately 10% since the 2000 census.

The Parish's elected and appointed officials considered these and many other factors when preparing and adopting the 2012 budget. The priorities are as follows:

All Parish employees will work in a safe environment where each department is adequately staffed, trained, and equipped to effectively carry out their missions.

Drainage, streets, road lighting, and other infrastructure will be well maintained.

The water and sewer system will meet the environmental needs of the Parish.

The Parish's Judicial System, prison and volunteer fire departments will be adequately supported to provide a safe community for our citizens.

Parish parks will be maintained to provide recreational opportunities for our citizens.

Development of business enterprises will be encouraged to provide economic opportunities for our citizens.

To the extent permitted by our remaining resources, quality-of-life projects will be pursued.

Requests for Information

For all those with an interest in the government's finances, this financial report is designed to provide a general overview of the finances of the Parish of St. Charles. Questions concerning any of the information provided in this report or requests for additional information should be addressed to the Finance Department, P.O. Box 302, Hahnville, LA 70057-0302.



Parish of St. Charles
Statement of Net Position
December 31, 2012

	Primary Government			Component Units
	Governmental Activities	Business-Type Activities	Total	
ASSETS				
Cash and cash equivalents	\$ 4,397,625	\$ 441,473	\$ 4,839,098	\$ 467,330
Investments	79,433,885	1,490,535	80,924,420	7,366,398
Receivables, net	29,070,521	3,158,493	32,229,014	12,222,488
Due from component units	8,788	-	8,788	-
Due from other governments	8,124,513	254,358	8,378,871	59,743
Due from primary government	-	-	-	1,989
Inventory	-	618,589	618,589	1,257,463
Prepaid fees	269,873	54,457	324,330	547,229
Other assets	4,345	182	4,527	1,168,632
Restricted assets:				
Cash and cash equivalents	-	48,278	48,278	1,642,212
Investments	-	11,521,443	11,521,443	-
Capital assets, net				
Land	9,863,978	824,777	10,688,755	1,227,435
Infrastructure	61,693,625	-	61,693,625	-
Plant and equipment	73,097,522	130,904,050	204,001,572	26,711,465
Construction in progress	36,124,176	3,934,164	40,058,340	5,378,959
Total assets	<u>302,088,851</u>	<u>153,250,799</u>	<u>455,339,650</u>	<u>58,051,343</u>
LIABILITIES				
Cash overdrafts	-	-	-	198,130
Accounts payable and other current liabilities	6,602,230	1,870,586	8,472,816	6,753,383
Internal balances	1,142	(1,142)	-	-
Due to component units	1,989	-	1,989	-
Due to other governments	342,695	-	342,695	-
Due to primary government	-	-	-	8,788
Interest payable	214,854	-	214,854	-
Other liabilities and accruals	810,219	188,601	998,820	2,774,317
Liabilities payable from restricted assets	-	1,428,655	1,428,655	-
Non-current liabilities:				
Amounts due within one year	2,625,000	1,511,000	4,136,000	2,960,000
Amounts due beyond one year	33,187,263	31,440,724	64,627,987	34,425,179
Other non-current liabilities	-	-	-	17,452
Total liabilities	<u>43,785,392</u>	<u>36,438,424</u>	<u>80,223,816</u>	<u>47,137,249</u>
DEFERRED INFLOWS OF RESOURCES				
Deferred Revenue	24,403,813	-	24,403,813	5,059,961
NET POSITION				
Invested in capital assets, net of related debt	159,338,478	102,711,267	262,049,745	2,692,170
Restricted for:				
Maintenance/Operations	31,584,479	-	31,584,479	-
Debt service	4,591,657	2,857,321	7,448,978	-
Capital projects	1,884,367	7,864,064	9,748,431	161,341
Special Revenue	3,263,986	-	3,263,986	1,197
Unrestricted	33,236,679	3,379,723	36,616,402	2,999,425
Total net position	<u>\$ 233,899,646</u>	<u>\$ 116,812,375</u>	<u>\$ 350,712,021</u>	<u>\$ 5,854,133</u>

The notes to the financials are an integral part of this statement.

Parish of St. Charles
Statement of Activities
For the Year Ended December 31, 2012

Functions/Programs	Program Revenues			
	Expenses	Charges for Services	Operating Grants and Contributions	Capital Grants and Contributions
Primary government:				
Governmental activities:				
General government	\$ 18,011,540	\$ 3,073,497	\$ 6,310,230	\$ 6,228,981
Public safety	13,628,616	-	194,985	-
Public works	24,944,066	20,896	4,392,109	4,355,145
Health and welfare	5,637,053	-	86,900	-
Culture and recreation	4,362,368	244,226	-	9,012
Economic development and assistance	1,936,176	-	964,040	-
Interest & other charges on long-term debt	926,822	-	-	-
Total governmental activities	<u>69,446,641</u>	<u>3,338,619</u>	<u>11,948,264</u>	<u>10,593,138</u>
Business-type activities:				
Waterworks utility system	10,768,117	10,426,391	218,859	144,830
Wastewater utility system	10,728,800	7,619,198	8,302	138,600
Solid waste collection and disposal	3,387,198	3,604,549	-	-
Total business-type activities	<u>24,884,115</u>	<u>21,650,138</u>	<u>227,161</u>	<u>283,430</u>
Total primary government	<u>\$ 94,330,756</u>	<u>\$ 24,988,757</u>	<u>\$ 12,175,425</u>	<u>\$ 10,876,568</u>
Component units:				
Communications district	\$ 1,442,791	\$ 652,047	\$ 1,055,873	\$ -
Library service district no. 1	4,601,046	34,518	123,318	-
Sunset drainage district	359,452	-	-	-
Hospital service district	37,237,630	22,553,679	7,880,666	-
Total component units	<u>\$ 43,640,919</u>	<u>\$ 23,240,244</u>	<u>\$ 9,059,857</u>	<u>\$ -</u>

General revenues:
Taxes:
 Ad valorem taxes
 Sales taxes
 Maintenance tax
 Alcoholic beverage tax
 Airport expansion agreement
 Cable TV franchise tax
 Investment earnings
 Miscellaneous
Transfers- Capital Contributions
Transfers (to) from other funds
Total general revenues and transfers
Changes in net position
Net Position, beginning
Net Position, ending

Net (Expense) Revenue and Changes in Net Position			
Primary Government			
Governmental Activities	Business-type Activities	Total	Component Units
\$ (2,398,832)	\$ -	\$ (2,398,832)	\$ -
(13,433,631)	-	(13,433,631)	-
(16,175,916)	-	(16,175,916)	-
(5,550,153)	-	(5,550,153)	-
(4,109,130)	-	(4,109,130)	-
(972,136)	-	(972,136)	-
(926,822)	-	(926,822)	-
<u>(43,566,620)</u>	<u>-</u>	<u>(43,566,620)</u>	<u>-</u>
-	21,963	21,963	-
-	(2,962,700)	(2,962,700)	-
-	217,351	217,351	-
-	<u>(2,723,386)</u>	<u>(2,723,386)</u>	-
<u>\$ (43,566,620)</u>	<u>\$ (2,723,386)</u>	<u>\$ (46,290,006)</u>	<u>\$ -</u>
\$ -	\$ -	\$ -	\$ 265,129
-	-	-	(4,443,210)
-	-	-	(359,452)
-	-	-	(6,803,285)
<u>\$ -</u>	<u>\$ -</u>	<u>\$ -</u>	<u>\$ (11,340,818)</u>
\$ 23,765,758	\$ -	\$ 23,765,758	\$ 8,243,819
41,172,766	-	41,172,766	-
-	-	-	2,845,314
50,889	-	50,889	-
1,381,602	-	1,381,602	-
732,974	-	732,974	-
313,348	37,265	350,613	27,405
943,492	908	944,400	424,481
76,941	-	76,941	(76,941)
(213,836)	213,836	-	-
<u>\$ 68,223,934</u>	<u>252,009</u>	<u>68,475,943</u>	<u>11,464,078</u>
24,657,314	(2,471,377)	22,185,937	123,260
209,242,332	119,283,752	328,526,084	5,730,873
<u>\$ 233,899,646</u>	<u>\$ 116,812,375</u>	<u>\$ 350,712,021</u>	<u>\$ 5,854,133</u>

Parish of St. Charles
 Balance Sheet
 Governmental Funds
 December 31, 2012

	General Fund	Road & Drainage Maintenance & Operation	Recreation Maintenance & Operation
ASSETS			
Cash and cash equivalents	\$ 3,642,580	\$ 729,953	\$ 583
Investments	37,361,726	29,482,922	519,830
Receivables, net:			
Ad valorem taxes	3,557,000	6,666,000	3,333,000
Sales taxes	1,966,913	2,247,898	-
Accounts	35,687	-	1,567
Other	301,084	32,145	1,694
Due from other funds	627,597	52	131,070
Due from component units	8,788	-	-
Due from other governments	885,413	4,743,145	1,888
Prepaid fees	202,327	198	1,075
Other assets	2,170	1,125	450
Total assets	\$ 48,591,285	\$ 43,903,438	\$ 3,991,157
LIABILITIES AND FUND BALANCES			
Liabilities:			
Accounts payable	\$ 842,240	\$ 2,168,916	\$ 126,340
Contracts payable	483,981	250,596	-
Due to other funds	139,034	16,314	1,058
Due to component units	-	-	-
Due to other governments	92,874	95,379	-
Other liabilities	490,482	208,635	42,631
Deferred revenue	3,716,111	6,711,357	3,333,000
Total liabilities	5,764,722	9,451,197	3,503,029
Fund balances:			
Nonspendable:	202,327	198	1,075
Restricted:	260,178	31,021,382	302,919
Committed:	12,052,002	3,430,661	184,134
Assigned:	23,845,305	-	-
Unassigned:	6,466,751	-	-
Total fund balances	42,826,563	34,452,241	488,128
Total liabilities and fund balances	\$ 48,591,285	\$ 43,903,438	\$ 3,991,157

The notes to the financials are an integral part of this statement.

Sewer General Obligation Sinking	Nonmajor Governmental Funds	Total Governmental Funds
\$ 636	\$ 23,873	\$ 4,397,625
3,336,452	8,732,955	79,433,885
3,176,000	7,459,000	24,191,000
-	280,988	4,495,799
-	-	37,254
-	11,545	346,468
-	24,914	783,633
-	-	8,788
-	2,494,067	8,124,513
-	66,273	269,873
-	600	4,345
<u>\$ 6,513,088</u>	<u>\$ 19,094,215</u>	<u>\$ 122,093,183</u>
\$ -	\$ 2,730,157	\$ 5,867,653
-	-	734,577
-	628,369	784,775
-	1,989	1,989
-	154,442	342,695
-	68,471	810,219
3,176,000	7,467,345	24,403,813
<u>3,176,000</u>	<u>11,050,773</u>	<u>32,945,721</u>
-	66,273	269,873
3,337,088	6,402,922	41,324,489
-	1,545,909	17,212,706
-	36,007	23,881,312
-	(7,669)	6,459,082
<u>3,337,088</u>	<u>8,043,442</u>	<u>89,147,462</u>
<u>\$ 6,513,088</u>	<u>\$ 19,094,215</u>	<u>\$ 122,093,183</u>

The notes to the financials are an integral part of this statement.

Parish of St. Charles
 Reconciliation of the Governmental Funds
 Balance Sheet to the Statement of Net Position
 December 31, 2012

Fund Balances- total governmental funds		\$ 89,147,462
Amounts reported for governmental activities in the Statement of Net Assets are different because:		
Capital assets used in governmental activities are not financial resources and, therefore, are not reported in the governmental funds.		
Governmental capital assets, non depreciable	\$ 60,843,601	
Governmental capital assets, depreciable	246,965,863	
Less accumulated depreciation	<u>(127,030,163)</u>	180,779,301
Assets used in governmental activities that are not financial resources and, therefore, are not reported in the governmental funds.		
Deferred bond issuance cost		(180,488)
Long-term liabilities, including bonds payable, are not due and payable in the current period and, therefore, are not reported in the governmental funds.		
Amount Due in One Year	\$ (2,625,000)	
General obligation bonds	(14,875,000)	
Public improvement bonds	(3,785,000)	
Deferred amount on refunding	24,665	
Net OPEB Obligation	(13,144,071)	
Judgements & Claims Payable	<u>(1,227,369)</u>	(35,631,775)
Interest Payable		<u>(214,854)</u>
Total Net Position- Governmental Activities		<u><u>\$ 233,899,646</u></u>

The notes to the financials are an integral part of this statement.



Parish of St. Charles
Statement of Revenues, Expenditures, and Changes in Fund Balances
Governmental Funds
For The Year Ended December 31, 2012

	<u>General</u>	<u>Road & Drainage Maintenance & Operation</u>	<u>Recreation Maintenance & Operation</u>
REVENUES			
Taxes:			
Ad valorem taxes	\$ 3,503,124	\$ 6,504,022	\$ 3,230,207
Sales taxes	17,373,275	20,586,376	-
Other taxes	2,165,465	-	-
Licenses and permits	1,229,153	-	-
Intergovernmental revenues	6,310,230	8,230,695	9,012
Fees, charges, and commissions	485,597	20,896	244,226
Fines and forfeitures	159,821	-	-
Investment earnings	184,385	101,890	2,741
Miscellaneous	698,917	-	56,083
Total revenues	<u>32,109,967</u>	<u>35,443,879</u>	<u>3,542,269</u>
EXPENDITURES			
Current:			
General government	13,152,003	-	-
Public safety	3,640,409	4,377,140	-
Public works	-	15,602,665	-
Health and welfare	2,342,504	-	-
Culture and recreation	-	-	3,337,795
Economic development and assistance	953,214	-	-
Debt service:			
Principal	-	-	-
Interest and other charges	600	-	-
Capital outlay	6,793,301	10,148,260	272,359
Total expenditures	<u>26,882,031</u>	<u>30,128,065</u>	<u>3,610,154</u>
Excess (deficiency) of revenues over expenditures	<u>5,227,936</u>	<u>5,315,814</u>	<u>(67,885)</u>
OTHER FINANCING SOURCES (USES)			
Transfers in	576,355	-	206,400
Transfers out	(3,108,538)	(350,000)	-
Issuance of debt	-	-	-
Issuance of Refunding Bond	-	-	-
Payment to refunded bond escrow agent	-	-	-
Proceeds from the sale of assets	7,509	142,211	20,717
Compensation For Loss/Damaged Assets	-	3,211	-
Total other financing sources	<u>(2,524,674)</u>	<u>(204,578)</u>	<u>227,117</u>
Net change in fund balance	2,703,262	5,111,236	159,232
Fund balances—beginning	<u>40,123,301</u>	<u>29,341,005</u>	<u>328,896</u>
Fund balances—ending	<u>\$ 42,826,563</u>	<u>\$ 34,452,241</u>	<u>\$ 488,128</u>

Sewer GO Sinking	Nonmajor Governmental Funds	Total Governmental Funds
\$ 3,219,266	\$ 7,309,139	\$ 23,765,758
-	3,213,115	41,172,766
-	-	2,165,465
-	-	1,229,153
-	7,991,465	22,541,402
-	114,211	864,930
-	1,084,715	1,244,536
5,645	18,687	313,348
-	3,428	758,428
<u>3,224,911</u>	<u>19,734,760</u>	<u>94,055,786</u>
106	1,070,819	14,222,928
-	5,507,442	13,524,991
-	1,177,364	16,780,029
-	3,168,764	5,511,268
-	-	3,337,795
-	965,592	1,918,806
2,200,000	330,000	2,530,000
761,960	209,165	971,725
-	9,106,652	26,320,572
<u>2,962,066</u>	<u>21,535,798</u>	<u>85,118,114</u>
<u>262,845</u>	<u>(1,801,038)</u>	<u>8,937,672</u>
-	3,045,261	3,828,016
-	(583,314)	(4,041,852)
-	-	-
12,500,000	-	12,500,000
(12,400,000)	-	(12,400,000)
-	11,416	181,853
-	-	3,211
<u>100,000</u>	<u>2,473,363</u>	<u>71,228</u>
362,845	672,325	9,008,900
<u>2,974,243</u>	<u>7,371,117</u>	<u>80,138,562</u>
<u>\$ 3,337,088</u>	<u>\$ 8,043,442</u>	<u>\$ 89,147,462</u>

Parish of St. Charles
 Reconciliation of The Statement of Revenues,
 Expenditures, and Changes in Fund Balances
 of Governmental Funds to The Statement of Activities
 For The Year Ended December 31, 2012

Net change in fund balances - total governmental funds \$ 9,008,900

Amounts reported in governmental activities are different because:

Governmental funds report capital outlays as expenditures. However, in the Statement of Activities the cost of these assets is allocated over their estimated useful lives and reported as depreciation expense.

Capital outlay	\$ 26,320,572	
Depreciation expense		
General government	(503,104)	
Public safety	(103,625)	
Public works	(8,164,037)	
Health and welfare	(125,785)	
Culture and recreation	(1,024,573)	
Economic development and assistance	(17,370)	
	<u>(9,938,494)</u>	16,382,078

The net effect of various transactions involving capital assets, such as sales and donations, is to increase (decrease) net assets.		75,283
---	--	--------

Transfers of construction in progress to the governmental activities from the component unit.		76,941
---	--	--------

The issuance of long-term debt provides current financial resources to governmental funds, while the repayment of the principal of long-term debt consumes the current financial resources of governmental funds. Neither transaction, however, has any effect on net assets. Also, governmental funds report the effect of issuance costs, premiums, discounts, and similar items when debt is first issued, whereas these amounts are deferred and amortized in the Statement of Activities.

Amortization of loss on refunding	(24,668)	
Claims and judgments paid	599,917	
Postemployment Benefits Paid	674,472	
Increase in Post Employment Benefits Obligation	(4,067,078)	
Claims and judgments incurred	(568,102)	
Proceeds from Refunding	(12,500,000)	
Payments to Escrow Agents	12,400,000	
Principal payments	<u>2,530,000</u>	(955,459)

Amortization in deferred bond issuance cost		(51,733)
---	--	----------

Difference in interest expense on the modified accrual basis as reported in the fund statements versus interest expense on the full accrual basis.		121,304
--	--	---------

Change in net position of governmental activities		<u>\$ 24,657,314</u>
---	--	----------------------

Parish of St. Charles
 General Fund
 Statement of Revenues, Expenditures, and Changes
 in Fund Balance-Budget and Actual
 For The Year Ended December 31, 2012

	Budgeted Amounts		Actual Amounts	Variance with Final Budget- Positive (Negative)
	Original	Final		
REVENUES				
Taxes:				
Ad valorem taxes	\$ 3,356,000	\$ 3,503,100	\$ 3,503,124	\$ 24
General sales tax (1/2%)	7,647,000	9,343,000	9,990,788	647,788
General sales tax (3/8%)	5,669,000	6,858,000	7,382,487	524,487
Alcoholic beverage tax	45,000	45,000	50,889	5,889
Airport expansion agreement	-	740,080	1,381,602	641,522
Cable TV franchise tax	630,000	714,000	732,974	18,974
Total taxes	17,347,000	21,203,180	23,041,864	1,838,684
Licenses and permits:				
Alcoholic beverage - low content	5,000	5,000	4,722	(278)
Alcoholic beverage - high content	8,500	8,500	8,201	(299)
License - occupational general	715,000	745,000	770,634	25,634
License - insurance	385,000	441,100	444,625	3,525
License - bingo	1,000	1,000	921	(79)
License - taxi cabs	100	100	50	(50)
Total licenses and permits	1,114,600	1,200,700	1,229,153	28,453
Intergovernmental:				
Federal grants:				
Civil Defense	44,700	23,074	37,679	14,605
Department of Homeland Security	750,000	750,000	750,000	-
Department of Housing&Urban Dev.	-	3,302	4,737	1,435
Department of Entergy	353,000	517,790	461,498	(56,292)
Disaster Relief (FEMA)	-	1,432	1,432	-
Hazard Mitigation Grant	1,925,523	1,069,441	1,183,051	113,610
Emergency food & shelter program	-	6,335	6,335	-
LIHEAP-weatherization	-	-	-	-
CSBG-administration	15,732	17,215	17,215	-
CSBG-program activities	56,612	131,473	131,473	-
CSBG-ARRA Program Activities	-	-	-	-
CSBG-ARRA Direct Activities	-	-	-	-
Summer food service program	20,000	26,797	26,797	-
Energy assistance	412,000	352,217	352,217	-
Family Day Care Program	-	-	-	-
Home program	150,000	111,950	122,258	10,308
ARRA WAP Health & Safety Rehab.	-	-	-	-
ARRA WAP ADMIN	-	25,000	14,794	(10,206)
ARRA WAP T & TA	-	-	-	-
ARRA WAP PRG. OPS. B	-	-	-	-
ARRA WAP PRG. OPS. A	-	-	-	-
Land lease	18,500	18,993	18,993	-
Conservation of Natural Resources	-	-	-	-
Department of Interior CIAP Grant	-	75,000	-	(75,000)
Department of Interior Gulf of Mexico	-	-	-	-
National EMG Grant (NEG)	-	-	-	-
Department of Health & Human Serv.	-	17,800	17,789	(11)
Department of Public Safety Grant	-	-	-	-
Department of Health & Hospitals	-	-	-	-
Total federal grants	3,746,067	3,147,819	3,146,268	(1,551)
State grants:				
Highway fund #2	50,000	50,000	50,000	-
Mass Transit Assistance	75,000	75,000	77,163	2,163
LA Govt Assistance Program	-	145,560	-	(145,560)
Dept. of culture, recr., & tourism	-	-	-	-
Dept. of State Treasury	100,000	100,000	100,000	-
Dept. of Natural Resources	-	-	-	-
Facility, Planning, & Control Grant	945,600	728,112	675,422	(52,690)
Office of Community Development	277,700	139,000	139,000	-
Economic development enterprise fd.	50,000	50,000	200,000	150,000
Medicaid interview	100	100	-	(100)
Total state grants	1,498,400	1,287,772	1,241,585	(46,187)

Parish of St. Charles
General Fund
Statement of Revenues, Expenditures, and Changes
in Fund Balance-Budget and Actual
For The Year Ended December 31, 2012

	Budgeted Amounts		Actual Amounts	Variance with Final Budget- Positive (Negative)
	Original	Final		
REVENUES (continued)				
Intergovernmental (continued):				
State shared:				
Severance tax	\$ 830,000	\$ 1,200,000	\$ 952,409	\$ (247,591)
Parish royalty fund	315,000	400,000	506,844	106,844
Video poker	360,000	306,000	328,414	22,414
Total state shared	<u>1,505,000</u>	<u>1,906,000</u>	<u>1,787,667</u>	<u>(118,333)</u>
State payment in lieu of taxes	103,000	104,710	104,710	-
Local grants:				
LACAP -Client education	5,000	5,000	5,000	-
Local Corporate Grant	-	25,000	25,000	-
Other Grants	15,000	-	-	-
Total local grants	<u>20,000</u>	<u>30,000</u>	<u>30,000</u>	<u>-</u>
Total intergovernmental	<u>6,872,467</u>	<u>6,476,301</u>	<u>6,310,230</u>	<u>(166,071)</u>
Fees, charges, & commissions:				
General government:				
Court costs, fees, and charges	16,000	16,000	14,816	(1,184)
Zoning & subdivision fees	125,000	120,000	119,961	(39)
Sale of maps & publications	750	750	684	(66)
Miscellaneous revenues	1,500	2,000	2,219	219
Motor vehicle transaction fees	36,000	36,000	37,902	1,902
Drivers license reinstatement fees	650	1,065	1,062	(3)
Bookkeeping & Adm. Services	-	-	-	-
Total general government	<u>179,900</u>	<u>175,815</u>	<u>176,644</u>	<u>829</u>
Public works:				
Inspection Fees	198,000	216,000	228,239	12,239
Weed & grass cutting charges	6,500	18,000	22,065	4,065
Weed & grass cutting - tax roll	15,000	30,000	22,767	(7,233)
Derelict structure charges	750	1,725	1,722	(3)
Total public works	<u>220,250</u>	<u>265,725</u>	<u>274,793</u>	<u>9,068</u>
Health and welfare:				
Animal control	4,500	5,500	5,790	290
Coroner	7,500	8,000	9,070	1,070
Institutional charges	21,000	16,000	19,300	3,300
Total health and welfare	<u>33,000</u>	<u>29,500</u>	<u>34,160</u>	<u>4,660</u>
Total fees, charges, & comm.	<u>433,150</u>	<u>471,040</u>	<u>485,597</u>	<u>14,557</u>
Fines and forfeitures:				
Court fines:				
Boykins	3,500	3,500	3,050	(450)
Witness fees - deputies	1,000	1,000	861	(139)
Criminal jury fees	85,000	130,000	130,883	883
Juvenile fees	18,000	24,000	25,027	1,027
Total fines and forfeitures	<u>107,500</u>	<u>158,500</u>	<u>159,821</u>	<u>1,321</u>
Uses of money and property:				
Interest earnings	127,165	165,165	168,186	3,021
Royalties	12,500	15,500	16,199	699
Total uses of money and property	<u>139,665</u>	<u>180,665</u>	<u>184,385</u>	<u>3,720</u>

(Continued)

Parish of St. Charles
General Fund
Statement of Revenues, Expenditures, and Changes
in Fund Balance-Budget and Actual
For The Year Ended December 31, 2012

	Budgeted Amounts		Actual Amounts	Variance with Final Budget- Positive (Negative)
	Original	Final		
REVENUES (continued)				
Miscellaneous revenues:				
Refunds-insurance	\$ -	\$ 20,166	\$ 38,848	\$ 18,682
Rents - Leases	7,500	6,500	7,349	849
Adjudicated property	-	-	-	-
Homeowner Road Home	-	-	-	-
Gifts & donations	110,000	405,000	430,454	25,454
Indirect Cost Alloc. - Comp Units	200,000	222,266	222,266	-
Proceeds from sale of assets	-	-	-	-
Total miscellaneous revenues	317,500	653,932	698,917	44,985
Total revenues	26,331,882	30,344,318	32,109,967	1,765,649
EXPENDITURES				
General government:				
<i>Legislative:</i>				
Parish Council	1,595,440	1,228,835	1,118,942	109,893
Ordinance and Proceedings	36,000	26,000	23,619	2,381
Public Information	268,190	251,435	233,581	17,854
Police Jury Association	43,975	43,975	40,669	3,306
<i>Judicial:</i>				
District Court	1,201,420	1,341,572	1,289,820	51,752
Grand Jury	17,000	15,000	12,941	2,059
District Attorney	1,969,490	1,980,853	1,807,826	173,027
Ward Courts	124,330	124,205	124,067	138
<i>Executive:</i>				
Parish President	502,500	486,370	476,460	9,910
<i>Elections:</i>				
Registrar of Voters	113,780	106,785	95,798	10,987
Elections	28,095	28,095	-	28,095
<i>Financial and Administration:</i>				
Finance	1,110,310	1,081,735	1,024,900	56,835
Purchasing	742,100	670,950	652,447	18,503
Personnel	547,560	439,480	435,691	3,789
Legal	372,772	338,562	327,086	11,476
Taxation-Assessor	3,000	3,000	-	3,000
Taxation-Collector	186,095	184,095	163,388	20,707
Indirect Cost Plan	-	-	-	-
<i>Other General Administration:</i>				
Planning and Zoning	1,667,752	1,480,093	1,162,855	317,238
Coastal Zone Management	474,503	395,838	291,180	104,658
ICC Building Codes	361,996	345,420	350,033	(4,613)
Data Processing	1,276,922	1,062,239	910,488	151,751
Research and Investigations	100,300	140,000	112,546	27,454
Cable TV	50,000	50,000	934	49,066
General Government Buildings	5,017,524	7,546,575	3,494,742	4,051,833
Retirement System Contribution	125,000	117,700	117,628	72
Retired Employees Insurance	1,051,970	1,071,300	71,733	999,567
Risk Management	228,280	234,045	260,634	(26,589)
Grants Administration	262,295	235,335	232,862	2,473
Total general government	19,478,599	21,029,492	14,832,870	6,196,622

(Continued)

Parish of St. Charles
General Fund
Statement of Revenues, Expenditures, and Changes
in Fund Balance-Budget and Actual
For The Year Ended December 31, 2012

	Budgeted Amounts		Actual Amounts	Variance with Final Budget- Positive (Negative)
	Original	Final		
EXPENDITURES (continued):				
Public safety:				
Sheriff	\$ 1,690,539	\$ 2,154,980	\$ 2,021,276	\$ 133,704
Juvenile	169,060	66,060	45,333	20,727
Juvenile Account. Incentive Block Grant	-	-	-	-
Emergency Preparedness	391,155	370,810	363,525	7,285
Emergency Preparedness Subsidiary	2,505,104	5,763,037	5,362,961	400,076
EOC 24 Hour Coverage	504,165	492,495	480,688	11,807
Motor Vehicle	49,470	31,810	28,029	3,781
Total public safety	5,309,493	8,879,192	8,301,812	577,380
Public works:				
Drainage	-	-	-	-
Total public works	-	-	-	-
Health and welfare:				
Coroner	353,155	303,805	254,373	49,432
Animal Control	1,008,790	1,228,270	1,123,683	104,587
Job One	-	-	-	-
Health & Safety Rehabilitation	32,000	37,000	32,656	4,344
Community Action	695,535	484,752	442,527	42,225
Energy Assistance	420,660	338,702	352,217	(13,515)
Summer Feeding Program	156,700	156,551	154,086	2,465
FEMA	-	6,335	6,335	-
EITC Outreach	-	-	-	-
ARRA- Weatherization	22,310	19,647	16,203	3,444
ARRA-CSBG Program Activites	-	-	-	-
ARRA -CSBG Direct Activities	-	-	-	-
CSBG- Sub Grant	5,000	6,895	8,826	(1,931)
CSBG- Administration	12,285	17,215	17,215	-
CSBG- Program Support	112,275	131,473	131,472	1
LIHEAP - Weatherization / DOE	148,550	-	3	(3)
Home Program	346,232	293,640	253,939	39,701
Total health and welfare	3,313,492	3,024,285	2,793,535	230,750
Economic development & assistance:				
Parish Farm Agent	83,417	79,097	78,350	747
Economic Development	825,022	759,545	751,896	7,649
Tourist Information Center	102,420	130,510	111,400	19,110
Veterans Service Officer	8,630	8,630	8,628	2
Public Housing	3,600	3,600	2,940	660
Total economic development & assistance	1,023,089	981,382	953,214	28,168
Debt Service:				
Fiscal charges	5,000	2,500	600	1,900
Total expenditures	29,129,673	33,916,851	26,882,031	7,034,820
Excess (deficiency) of revenues over (under) expenditures	(2,797,791)	(3,572,533)	5,227,936	8,800,469

(Continued)

Parish of St. Charles
General Fund
Statement of Revenues, Expenditures, and Changes
in Fund Balance-Budget and Actual
For The Year Ended December 31, 2012

	Budgeted Amounts		Actual Amounts	Variance with Final Budget- Positive (Negative)
	Original	Final		
OTHER FINANCING SOURCES (USES)				
Transfers in:				
1/2% P.I. Sales Tax Reserve	\$ 360	\$ 568	\$ 526	\$ (42)
LCDBG	-	-	-	-
Indirect cost allocation	580,350	573,265	573,265	-
Criminal Court	120	376	2,564	2,188
Total transfers in	<u>580,830</u>	<u>574,209</u>	<u>576,355</u>	<u>2,146</u>
Transfers out:				
Road & Drainage M&O	-	-	-	-
Road & Drainage capital	(13,559,480)	(3,437,704)	(2,777,702)	660,002
Solid Waste Collection & Disposal	(37,600)	(27,425)	(24,436)	2,989
RSVP	(275,000)	(200,000)	(100,000)	100,000
Recreation	(1,645,000)	(244,400)	(206,400)	38,000
Wastewater Utility System	-	-	-	-
Total transfers out	<u>(15,517,080)</u>	<u>(3,909,529)</u>	<u>(3,108,538)</u>	<u>800,991</u>
Proceeds From the Sale of Assets	-	7,510	7,509	(1)
Total other financing sources (uses)	<u>(14,936,250)</u>	<u>(3,327,810)</u>	<u>(2,524,674)</u>	<u>803,136</u>
Net change in fund balance	(17,734,041)	(6,900,343)	2,703,262	9,603,605
Fund balance-beginning	<u>24,742,134</u>	<u>40,123,301</u>	<u>40,123,301</u>	<u>-</u>
Fund balance-ending	<u>\$ 7,008,093</u>	<u>\$ 33,222,958</u>	<u>\$ 42,826,563</u>	<u>\$ 9,603,605</u>

Parish of St. Charles
Road and Drainage Maintenance and Operation Fund
Statement of Revenues, Expenditures, and Changes
in Fund Balance-Budget and Actual
For The Year Ended December 31, 2012

	Budgeted Amounts		Actual Amounts	Variance with Final Budget- Positive (Negative)
	Original	Final		
REVENUES				
Taxes:				
Ad valorem taxes	\$ 6,231,000	\$ 6,504,022	\$ 6,504,022	\$ -
Sales taxes	16,020,000	20,532,787	20,586,376	53,589
Total taxes	<u>22,251,000</u>	<u>27,036,809</u>	<u>27,090,398</u>	<u>53,589</u>
Intergovernmental revenues:				
Federal grants:				
Disaster Relief	-	4,140,632	3,562,914	(577,718)
Hazard Mitigation	1,256,421	3,074,696	3,167,002	92,306
Flood Control Act	4,000	3,981	3,981	-
Federal Highway Adm. Grant	3,187,250	1,670,259	1,184,162	--
State grants:				
Department of Natural Resources	216,000	224,050	266,794	42,744
Department of Culture, Tourism/Rec	-	-	-	-
Department of Trans. & Dev.	-	-	-	-
State payment in lieu of taxes	45,000	45,842	45,842	-
Local grants:				
Local Corporate Grant	-	-	-	-
Total intergovernmental revenues	<u>4,708,671</u>	<u>9,159,460</u>	<u>8,230,695</u>	<u>(928,765)</u>
Fees, charges, and commissions:				
Zoning & Subdivision Fees	-	9,573	9,573	-
Derelict Structure Charges	-	-	-	-
Culvert fees	2,500	2,750	3,250	500
Miscellaneous fees	3,000	6,766	8,073	1,307
Total fees, charges, and commissions	<u>5,500</u>	<u>19,089</u>	<u>20,896</u>	<u>1,807</u>
Investment earnings	<u>140,000</u>	<u>100,000</u>	<u>101,890</u>	<u>1,890</u>
Total revenues	<u>27,105,171</u>	<u>36,315,358</u>	<u>35,443,879</u>	<u>(871,479)</u>

The note to the financial statements are an integral part of this statement.

Parish of St. Charles
Road and Drainage Maintenance and Operation Fund
Statement of Revenues, Expenditures, and Changes
in Fund Balance-Budget and Actual
For The Year Ended December 31, 2012

	Budgeted Amounts		Actual Amounts	Variance with Final Budget- Positive (Negative)
	Original	Final		
EXPENDITURES				
Current:				
Public safety	\$ 184,245	\$ 4,721,151	\$ 4,377,140	\$ 344,011
Public works	21,167,861	17,617,259	15,602,665	2,014,594
Capital outlay	19,815,153	16,354,738	10,148,260	6,206,478
	<u>41,167,259</u>	<u>38,693,148</u>	<u>30,128,065</u>	<u>8,565,083</u>
Total expenditures				
Excess (deficiency) of revenues over (under) expenditures	<u>(14,062,088)</u>	<u>(2,377,790)</u>	<u>5,315,814</u>	<u>7,693,604</u>
OTHER FINANCING SOURCES (USES)				
Transfers out:				
Indirect cost allocation	-	-	(350,000)	(350,000)
Total transfers out	-	-	(350,000)	(350,000)
Proceeds From Sale of Assets	-	142,211	142,211	-
Compensation For Loss/Damaged Assets	-	3,211	3,211	-
Total other financing sources (uses)	-	145,422	(204,578)	(350,000)
Net change in fund balance	(14,062,088)	(2,232,368)	5,111,236	7,343,604
Fund balance - beginning	<u>22,259,295</u>	<u>29,341,005</u>	<u>29,341,005</u>	<u>-</u>
Fund balance - ending	<u>\$ 8,197,207</u>	<u>\$ 27,108,637</u>	<u>\$ 34,452,241</u>	<u>\$ 7,343,604</u>

The note to the financial statements are an integral part of this statement.

Parish of St. Charles
Recreation Maintenance and Operation Fund
Statement of Revenues, Expenditures, and Changes
in Fund Balance-Budget and Actual
For The Year Ended December 31, 2012

	Budgeted Amounts		Actual Amounts	Variance with Final Budget- Positive(Negative)
	Original	Final		
REVENUES				
Taxes:				
Ad valorem taxes	\$ 3,095,000	\$ 3,230,181	\$ 3,230,207	\$ 26
Intergovernmental revenues:				
Federal grants:				
Disaster relief (FEMA)	-	1,012	1,012	-
State grants:				
National Park Service Grant	250,000	(9,357)	-	9,357
Local corporate grant	-	-	8,000	8,000
Office of Community Development	138,700	138,700	-	(138,700)
Total intergovernmental revenue	388,700	130,355	9,012	(121,343)
Fees, charges, and commissions:				
Rentals of parks and buildings	3,000	8,775	8,775	-
Admission fees	10,000	32,649	32,649	-
Registration fees-adult leagues	17,000	23,625	23,625	-
Registration fees-summer camp	110,000	129,583	129,583	-
Registration fees-youth tournaments	500	1,545	1,545	-
Special athlete fees	22,000	18,890	20,835	1,945
Concessions	-	27,214	27,214	-
Sign advertising fees	-	-	-	-
Total fees, charges, & commissions	162,500	242,281	244,226	1,945
Investment earnings	900	2,700	2,741	41
Miscellaneous:				
Miscellaneous	-	2,914	2,964	50
Gifts and donations	-	35,010	35,010	-
Insurance refunds	-	18,109	18,109	-
Total miscellaneous	-	56,033	56,083	50
Total revenues	3,647,100	3,661,550	3,542,269	(119,281)
EXPENDITURES				
Current:				
Culture and recreation	3,397,017	3,411,711	3,337,795	73,916
Capital outlay	2,224,187	353,000	272,359	80,641
Total expenditures	5,621,204	3,764,711	3,610,154	154,557
Excess (deficiency) of revenues over (under) expenditures	(1,974,104)	(103,161)	(67,885)	35,276
OTHER FINANCING SOURCES (USES)				
Transfers in:				
General fund	1,645,000	244,400	206,400	(38,000)
Total transfers in	1,645,000	244,400	206,400	(38,000)
Proceeds from sale of assets	-	20,717	20,717	-
Total other financing sources (uses)	1,645,000	265,117	227,117	(38,000)
Net change in fund balance	(329,104)	161,956	159,232	(2,724)
Fund balance - beginning	348,690	328,896	328,896	-
Fund balance - ending	\$ 19,586	\$ 490,852	\$ 488,128	\$ (2,724)

The notes to the financial statements are an integral part of this statement.

Parish of St. Charles
Schedule of Revenues, Expenditures, and Changes
in Fund Balances - Budget and Actual
Sewer General Obligation Sinking Major Debt Service Fund
For The Year Ended December 31, 2012

	Original	Final	Actual Amounts	Variance with Final Budget- Positive (Negative)
REVENUES				
Taxes:				
Ad valorem taxes	\$ 3,084,000	\$ 3,219,266	\$ 3,219,266	\$ -
Investment earnings	3,500	5,500	5,645	145
Total revenues	<u>3,087,500</u>	<u>3,224,766</u>	<u>3,224,911</u>	<u>145</u>
EXPENDITURES				
Current:				
General government	300	110	106	(6)
Debt service:				
Principal	2,200,000	2,200,000	2,200,000	-
Interest and other charges	828,486	719,008	761,960	42,952
Total debt service	<u>3,028,486</u>	<u>2,919,008</u>	<u>2,961,960</u>	<u>42,952</u>
Total expenditures	<u>3,028,786</u>	<u>2,919,118</u>	<u>2,962,066</u>	<u>42,948</u>
Excess (deficiency) of revenues over (under) expenditures	58,714	305,648	262,845	(42,803)
OTHER FINANCING SOURCES (USES)				
Refunding bonds issued	-	46,938	12,500,000	12,453,062
Payment to refunded bond escrow agent	-	-	(12,400,000)	(12,400,000)
Total other financing sources (uses)	<u>-</u>	<u>46,938</u>	<u>100,000</u>	<u>53,062</u>
Net change in fund balance	58,714	352,586	362,845	10,259
Fund balance - beginning	<u>2,972,770</u>	<u>2,974,243</u>	<u>2,974,243</u>	<u>-</u>
Fund balance - ending	<u>\$ 3,031,484</u>	<u>\$ 3,326,829</u>	<u>\$ 3,337,088</u>	<u>\$ 10,259</u>

Parish of St. Charles
Statement of Net Position
Proprietary Funds
December 31, 2012

ASSETS	Waterworks Utility System	Wastewater Utility System	Solid Waste Collection & Disposal Fund	Totals
Current assets:				
Cash and cash equivalents	\$ 439,236	\$ 1,701	\$ 536	\$ 441,473
Investments	46,462	104,593	1,339,480	1,490,535
Accounts receivable, net	2,031,384	744,454	367,923	3,143,761
Other receivables, net	6,418	8,192	122	14,732
Due from other funds	4,470	-	2,065	6,535
Due from other governments	15,953	238,405	-	254,358
Inventory	618,589	-	-	618,589
Prepaid fees	22,020	32,437	-	54,457
Utility deposits	-	182	-	182
Restricted assets:				
Cash and cash equivalents	30,415	17,863	-	48,278
Investments	8,385,778	3,135,665	-	11,521,443
Total current assets	<u>11,600,725</u>	<u>4,283,492</u>	<u>1,710,126</u>	<u>17,594,343</u>
Noncurrent assets:				
Capital assets:				
Land	143,496	681,281	-	824,777
Buildings & improvements	81,534,650	123,694,121	-	205,228,771
Machinery & equipment	2,961,029	11,831,653	-	14,792,682
Construction in progress	1,534,842	2,399,322	-	3,934,164
Total capital assets	<u>86,174,017</u>	<u>138,606,377</u>	<u>-</u>	<u>224,780,394</u>
Accumulated depreciation	<u>(27,656,950)</u>	<u>(61,460,453)</u>	<u>-</u>	<u>(89,117,403)</u>
Net capital assets	<u>58,517,067</u>	<u>77,145,924</u>	<u>-</u>	<u>135,662,991</u>
Total assets	<u>70,117,792</u>	<u>81,429,416</u>	<u>1,710,126</u>	<u>153,257,334</u>
LIABILITIES				
Current liabilities:				
Accounts payable	314,999	534,091	270,652	1,119,742
Contracts payable	738,431	12,413	-	750,844
Due to other funds	4,335	1,058	-	5,393
Other payables and accruals	97,110	90,582	909	188,601
Current liabilities payable from restricted assets:				
Current maturities of long term debt	820,000	691,000	-	1,511,000
Deposits	1,428,655	-	-	1,428,655
Total current liabilities	<u>3,403,530</u>	<u>1,329,144</u>	<u>271,561</u>	<u>5,004,235</u>
Noncurrent liabilities:				
Revenue bonds payable	<u>26,907,834</u>	<u>4,532,890</u>	<u>-</u>	<u>31,440,724</u>
Total noncurrent liabilities	<u>26,907,834</u>	<u>4,532,890</u>	<u>-</u>	<u>31,440,724</u>
Total liabilities	<u>30,311,364</u>	<u>5,862,034</u>	<u>271,561</u>	<u>36,444,959</u>
NET POSITION				
Invested in capital assets, net of related debt	30,789,233	71,922,034	-	102,711,267
Restricted for debt service	2,112,938	744,383	-	2,857,321
Restricted for capital projects	4,538,149	3,325,915	-	7,864,064
Unrestricted	2,366,108	(424,950)	1,438,565	3,379,723
Total net position	<u>\$ 39,806,428</u>	<u>\$ 75,567,382</u>	<u>\$ 1,438,565</u>	<u>\$ 116,812,375</u>

The notes to the financial statements are an integral part of this statement.

Parish of St. Charles
Proprietary Funds
Statement of Revenues, Expenses
and Changes in Fund Net Position
For the year ended December 31, 2012

	Waterworks Utility System	Wastewater Utility System	Solid Waste Collection & Disposal Fund	Totals
OPERATING REVENUES				
Charges for services	\$ 9,732,122	\$ 7,469,883	\$ 3,604,549	\$ 20,806,554
Connection and service fees	199,580	42,350	-	241,930
Sewer development revenues	-	103,965	-	103,965
Delinquent charges	449,993	-	-	449,993
Miscellaneous	44,696	3,000	-	47,696
Total operating revenues	<u>10,426,391</u>	<u>7,619,198</u>	<u>3,604,549</u>	<u>21,650,138</u>
OPERATING EXPENSES				
Personnel services	4,763,074	4,066,345	46,227	8,875,646
Operating services	1,501,392	1,939,547	3,280,089	6,721,028
Materials and supplies	1,395,190	964,790	-	2,359,980
Other services and charges	48,201	60,834	39,597	148,632
Depreciation	1,724,880	3,433,393	-	5,158,273
Intergovernmental	-	217,516	21,285	238,801
Total operating expenses	<u>9,432,737</u>	<u>10,682,425</u>	<u>3,387,198</u>	<u>23,502,360</u>
Operating income (loss)	<u>993,654</u>	<u>(3,063,227)</u>	<u>217,351</u>	<u>(1,852,222)</u>
NONOPERATING REVENUES (EXPENSES)				
Investment earnings	29,716	5,931	1,618	37,265
Grants	218,859	8,302	-	227,161
Proceeds From Sale of Assets	27,711	(26,803)	-	908
Amortization - issuance costs	(26,242)	-	-	(26,242)
Bond interest and paying agent fees	(1,309,138)	(46,375)	-	(1,355,513)
Total non-operating revenues (expenses)	<u>(1,059,094)</u>	<u>(58,945)</u>	<u>1,618</u>	<u>(1,116,421)</u>
Income (loss) before contributions and transfers	(65,440)	(3,122,172)	218,969	(2,968,643)
Capital contributions	144,830	138,600	-	283,430
Transfers in	26,066	304,000	24,436	354,502
Transfers out	(125,000)	-	(15,666)	(140,666)
Changes in net position	(19,544)	(2,679,572)	227,739	(2,471,377)
Total net position - beginning	<u>39,825,972</u>	<u>78,246,954</u>	<u>1,210,826</u>	<u>119,283,752</u>
Total net position - ending	<u>\$ 39,806,428</u>	<u>\$ 75,567,382</u>	<u>\$ 1,438,565</u>	<u>\$ 116,812,375</u>

The notes to the financial statements are an integral part of this statement.

Parish of St. Charles
Proprietary Funds
Statement of Cash Flows
For The Year Ended December 31, 2012

	Waterworks Utility System	Wastewater Utility System	Solid Waste Collection & Disposal Fund	Totals
CASH FLOWS FROM OPERATING ACTIVITIES				
Receipts from customers	\$ 10,155,122	\$ 7,781,991	\$ 3,535,032	\$ 21,472,145
Receipts from interfund services provided	54,177	1,360	16,051	\$ 71,588
Other receipts (payments)	44,696	3,000	-	\$ 47,696
Payments to suppliers	(2,240,790)	(3,039,300)	(3,332,634)	(8,612,724)
Payments to employees	(4,749,127)	(4,045,401)	(49,056)	(8,843,584)
Payments for interfund services used	3,793	1,058	-	4,851
Net cash provided (used) by operating activities	<u>3,267,871</u>	<u>702,708</u>	<u>169,393</u>	<u>4,139,972</u>
CASH FLOWS FROM NONCAPITAL FINANCING ACTIVITIES				
Transfers to General Fund	(125,000)	-	(15,666)	(140,666)
Advances from Other Funds	26,066	304,000	24,436	354,502
Subsidy of Federal Grants	218,859	8,302	-	227,161
Net cash provided (used) by noncapital financing activities	<u>119,925</u>	<u>312,302</u>	<u>8,770</u>	<u>440,997</u>
CASH FLOWS FROM CAPITAL AND RELATED FINANCING ACTIVITIES				
Purchases of capital assets	(2,402,979)	(2,311,981)	-	(4,714,960)
Donation of capital assets	144,830	138,600	-	283,430
Principal paid on capital debt	(758,758)	(679,000)	-	(1,437,758)
Proceeds from debt issuance	-	1,112,596	-	1,112,596
Interest paid on capital debt	(1,305,664)	(40,444)	1,618	(1,344,490)
Proceeds from sales of capital assets	27,711	(26,803)	-	908
Net cash provided (used) by capital and related financing activities	<u>(4,294,860)</u>	<u>(1,807,032)</u>	<u>1,618</u>	<u>(6,100,275)</u>
CASH FLOWS FROM INVESTING ACTIVITIES				
Proceeds(Sales) of Investments	941,511	809,439	(179,245)	1,571,705
Net cash provided (used) by investing activities	<u>941,511</u>	<u>809,439</u>	<u>(179,245)</u>	<u>1,571,705</u>
Net Increase (decrease) in cash and cash equivalents	34,447	17,417	536	52,400
Cash and Cash Equivalents, Beginning of Year	435,204	2,147	-	437,351
Cash and Cash Equivalents, End of Year	<u>\$ 469,651</u>	<u>\$ 19,564</u>	<u>\$ 536</u>	<u>\$ 489,751</u>

Parish of St. Charles
Proprietary Funds
Statement of Cash Flows
For The Year Ended December 31, 2012

	Waterworks Utility System	Wastewater Utility System	Solid Waste Collection & Disposal Fund	Totals
RECONCILIATION OF YEAR END BALANCES TO STATEMENT OF NET POSITION EXHIBIT A-11				
Cash and cash equivalents	\$ 439,236	\$ 1,701	\$ 536	\$ 441,473
Restricted cash and cash equivalents	30,415	17,863	-	48,278
Total ending cash	<u>\$ 469,651</u>	<u>\$ 19,564</u>	<u>\$ 536</u>	<u>\$ 489,751</u>
RECONCILIATION OF OPERATING INCOME (LOSS) TO NET CASH PROVIDED				
Operating income (loss)	\$ 993,654	\$ (3,063,227)	\$ 217,351	\$ (1,852,222)
Adjustments to reconcile operating income to net cash provided (used) by operating activities:				
Depreciation expense	1,724,880	3,433,393	-	5,158,273
(Increase) decrease in accounts receivable	(278,471)	(154,120)	(69,517)	(502,108)
(Increase) decrease in intergovernmental receivables	51,898	319,913	-	371,811
(Increase) decrease in due from other funds	54,177	1,360	16,051	71,588
(Increase) decrease in inventories	(52,720)	-	-	(52,720)
(Increase) decrease in prepaid items	944	5,193	-	6,137
(Increase) decrease in customer deposits	63,360	-	-	63,360
(Increase) decrease in accounts payable	692,409	138,194	8,337	838,940
(Increase) decrease in other liabilities	13,947	20,944	(2,829)	32,062
(Increase) decrease in due to other funds	3,793	1,058	-	4,851
Total adjustments	<u>2,274,217</u>	<u>3,765,935</u>	<u>(47,958)</u>	<u>5,992,194</u>
Net cash provided by operating activities	<u>\$ 3,267,871</u>	<u>\$ 702,708</u>	<u>\$ 169,393</u>	<u>\$ 4,139,972</u>
SCHEDULE OF NONCASH NONCAPITAL FINANCING, CAPITAL & RELATED FINANCING, AND NONCASH INVESTING ACTIVITIES				
Contributed Capital Assets	\$ 144,830	\$ 138,600	\$ -	\$ 283,430
Change in fair value of investments	\$ (32,731)	\$ (942)	\$ -	\$ (33,673)

The notes to the financial statements are an integral part of this statement.

Parish of St. Charles
Combining Statement of Net Position
All Discretely Presented Component Units
December 31, 2012

	Governmental Fund Types		
	Communications District	Library Service District No. 1	Sunset Drainage District (1)
ASSETS			
Cash and cash equivalents	\$ 483	\$ 1,280	\$ 44,827
Investments	2,201,208	5,165,190	-
Receivables, net:			
Ad valorem taxes	-	4,994,000	-
Maintenance taxes	-	-	175,803
Accounts	-	-	-
Other	119,460	45,959	9,026
Due from other governments	14,948	44,795	-
Due from primary government	1,989	-	-
Inventory	-	-	-
Prepaid fees	1,197	-	-
Deposits and other assets	-	-	-
Restricted assets:			
Cash	-	-	-
Capital assets, net			
Land	-	-	350,759
Plant & equipment	619,150	1,840,031	141,915
Construction in progress	-	-	-
Total assets	<u>2,958,435</u>	<u>12,091,255</u>	<u>722,330</u>
LIABILITIES			
Cash overdrafts	-	-	-
Accounts payable	225,471	256,418	369
Contracts payable	-	-	-
Bonds and notes payable - current	-	-	-
Due to other governments	-	-	-
Due to primary government	1,765	7,023	-
Other liabilities	-	58,964	4,852
Deferred revenues - Ad valorem taxes	-	5,059,961	-
Non-current liabilities:			
Bonds and notes payable	-	-	-
Capital Leases Deposits	-	-	-
Total liabilities	<u>227,236</u>	<u>5,382,366</u>	<u>5,221</u>
NET POSITION			
Invested in capital assets, net of related debt	619,150	1,840,031	492,674
Restricted for:			
Capital projects	-	161,341	-
Prepaid Fees	1,197	-	-
Unrestricted	<u>2,110,852</u>	<u>4,707,517</u>	<u>224,435</u>
Total net position	<u>\$ 2,731,199</u>	<u>\$ 6,708,889</u>	<u>\$ 717,109</u>

(1) Audited by other auditors

(2) Audited by other auditors as of July 31, 2012.

The notes to the financial statements are an integral part of this statement.

Proprietary Fund Type

<u>Hospital Service District ⁽²⁾</u>	<u>Total all Component Units</u>
\$ 420,740	\$ 467,330
-	7,366,398
-	4,994,000
-	175,803
5,241,144	5,241,144
1,637,096	1,811,541
-	59,743
-	1,989
1,257,463	1,257,463
546,032	547,229
1,168,632	1,168,632
1,642,212	1,642,212
876,676	1,227,435
24,110,369	26,711,465
5,378,959	5,378,959
<u>42,279,323</u>	<u>58,051,343</u>
198,130	198,130
6,271,125	6,753,383
-	-
2,960,000	2,960,000
-	-
-	8,788
2,710,501	2,774,317
-	5,059,961
34,425,179	34,425,179
17,452	17,452
<u>46,582,387</u>	<u>52,197,210</u>
(259,685)	2,692,170
-	161,341
-	1,197
<u>(4,043,379)</u>	<u>2,999,425</u>
<u>\$ (4,303,064)</u>	<u>\$ 5,854,133</u>

Parish of St. Charles
Combining Statement of Activities
All Discretely Presented Component Units
For The Year Ended December 31, 2012

	Communications District	Library Service District No. 1	Sunset Drainage District ⁽¹⁾
EXPENSES	<u>\$ 1,442,791</u>	<u>\$ 4,601,046</u>	<u>\$ 359,452</u>
PROGRAM REVENUES:			
Charges for services	652,047	34,518	-
Operating grants and contributions	<u>1,055,873</u>	<u>123,318</u>	<u>-</u>
Net program (expenses) revenue	<u>265,129</u>	<u>(4,443,210)</u>	<u>(359,452)</u>
GENERAL REVENUES:			
Taxes:			
Ad Valorem	-	4,910,770	-
Maintenance	-	-	204,526
Investment earnings	3,659	16,471	108
Proceeds from sale of assets	3	103	-
Compensation For Loss/Damaged Assets	-	-	-
Royalties	-	-	23,201
Miscellaneous	-	514	2,891
Transfer- Capital Contributions	<u>-</u>	<u>(76,941)</u>	<u>-</u>
Total general revenues	<u>3,662</u>	<u>4,850,917</u>	<u>230,726</u>
Change in net position	268,791	407,707	(128,726)
Net Position, beginning	<u>2,462,408</u>	<u>6,301,182</u>	<u>845,835</u>
Net Position, ending	<u><u>\$ 2,731,199</u></u>	<u><u>\$ 6,708,889</u></u>	<u><u>\$ 717,109</u></u>

(1) Audited by other auditors

(2) Audited by other auditors as of July 31, 2012.

The notes to the financial statements are an integral part of this statement.

Hospital Service District ⁽²⁾	Total all Component Units
<u>\$ 37,237,630</u>	<u>\$ 43,640,919</u>
22,553,679	23,240,244
<u>7,880,666</u>	<u>9,059,857</u>
<u>(6,803,285)</u>	<u>(11,340,818)</u>
3,333,049	8,243,819
2,640,788	2,845,314
7,167	27,405
-	106
-	-
397,769	23,201
-	401,174
<u>-</u>	<u>(76,941)</u>
<u>6,378,773</u>	<u>11,464,078</u>
(424,512)	123,260
<u>(3,878,552)</u>	<u>5,730,873</u>
<u><u>\$ (4,303,064)</u></u>	<u><u>\$ 5,854,133</u></u>



NOTE 1 – SUMMARY OF SIGNIFICANT ACCOUNTING POLICIES

The financial statements of the Parish of St. Charles (the "Parish") have been prepared in conformity with generally accepted accounting principles ("GAAP") as applied to governmental units. The Governmental Accounting Standards Board ("GASB") is the accepted standard setting body for establishing governmental accounting and financial reporting principles. The government's significant accounting policies are described below.

a. Financial Reporting Entity

St. Charles Parish Council (the Council) is the governing authority for the Parish, a political subdivision of the State of Louisiana, as authorized by the Constitution of the State of Louisiana. The Council consists of nine members of which two members are elected parish wide to represent the entire parish and seven members are elected to represent each of the seven districts. The Parish President, elected by the voters of the Parish, is the chief executive officer of the Parish and is responsible for carrying out the policies adopted by the Council and for administering all Parish departments, offices, agencies, and special districts.

The basic criterion for determining whether a governmental department, agency, institution, commission, public authority, or other governmental organization should be included in a primary governmental unit's reporting entity for basic financial statements is financial accountability. Financial accountability includes appointment of a voting majority of the organization's governing body and the ability of the primary government to impose its will on the organization or if there is a financial benefit/burden relationship between the primary government and the other organization. In addition, an organization that is fiscally dependent on the primary government or has a potential to provide specific financial benefits to the primary government should be included in the reporting entity.

As required by generally accepted accounting principles, the financial statements of the reporting entity present the primary government (the Parish) and its component units. The component units discussed below are included in the Parish's reporting entity because of the significance of their operational or financial relationships with the Parish.

Blended Component Unit

Based on the previous criteria, the Parish has determined that the following component units should be included in the reporting entity of the Parish. For financial reporting purposes, these entities are reported as if they were part of the Parish's operations:

Consolidated Waterworks and Wastewater District No. 1

On March 4, 1991, in accordance with the provisions of Chapters 22 and 22A of Title 33 of the Louisiana Revised Statutes of 1950, as amended, the Consolidated Waterworks and Wastewater District No. 1 was created by Parish ordinance No. 91-3-2. The District was created to operate, maintain, and administer a combined wastewater and waterworks system within the parish-wide boundaries. The District separates financial reporting of its operations into two funds, the Waterworks Utility System fund and the Wastewater Utility System fund. The district is governed by the same elected Council that governs the Parish and is therefore included in the Parish's financial report as a blended component unit. Both funds of the District are reported as blended proprietary funds. The District does not issue separate financial statements. The District has a fiscal year ending December 31.

Discretely Presented Component Units

The component units' column in the government-wide financial statements includes the financial data of the Parish's discretely presented component units. These units are reported in separate columns apart from the primary governments to emphasize that they are all legally separate from the Parish.

1. St. Charles Parish Communications District

The Communications District was established by parish ordinance on August 4, 1986, under the provisions of Louisiana Revised Statute 33:9101-9106. The district was established to maintain and operate a 911 emergency telephone system for St. Charles Parish. Funding is provided by local grants and an emergency telephone service charge not to exceed five percent (5%) of the highest tariff rate for local telephone service supplied within the District. A seven-member board of control governs the district. Only one elected Parish Council member serves on this board. The district's board is not the same as the elected Parish Council, and it does not provide services only to the Parish government. It is fiscally dependent because it cannot levy taxes, set rates or charges, or issue bonded debt without approval of the primary government. It is reported as a discretely presented component unit. The Communications District does not issue separate financial statements. It has a fiscal year ending December 31.

NOTE 1 – SUMMARY OF SIGNIFICANT ACCOUNTING POLICIES (CONTINUED)

Discretely Presented Component Units (continued)

2. St. Charles Parish Library Service District No. 1

The Library Service District was established by parish ordinance on November 9, 1948, under the provisions of Louisiana Revised Statute 25:211. Funding is provided from ad valorem taxes, state aid, state grants, and book fines. Expenditures are restricted to library services. A five-member board of control, appointed by the same elected Council that governs the Parish, governs the library. The district's board is not the same as the elected Parish Council, and it does not provide services only to the Parish government. The district is fiscally dependent upon the Parish Council because it cannot levy taxes or issue bonded debt without approval by the Parish Council. It is reported as a discretely presented component unit. The library does not issue separate financial statements. It has a fiscal year ending December 31.

3. Sunset Drainage District of St. Charles Parish

This is a special district located in St. Charles Parish that provides service to a limited number of parish citizens. The appointment of commissioners of the Sunset Drainage District of St. Charles Parish is made upon the recommendations of twenty-five of the landowners of the district. When there is a contest over the appointment of commissioners, the Council must give the appointment to the commissioner who is recommended by a majority in number of landowners in the district. The commissioners serve until their successors are appointed and qualified. While this district is responsible for obtaining voter approval for the levy of taxes or debt issuance, all related Louisiana State Bond Commission approvals must be obtained through the Parish. The District has a financial benefit from the Parish because the Parish has assumed the obligation to finance the deficits of and provide substantial financial support to the District. It is reported as a discretely presented component unit.

The Sunset Drainage District of St. Charles Parish has a fiscal year ending December 31. Separate audited financial reports, which include additional information that may be required of the District, are prepared by *T. S. Kearns & Co.* and can be obtained by contacting their office directly at 501 Canal Boulevard, Thibodaux, LA, 70301. More detailed information regarding operational results is available from the Parish for the period ending December 31, 2012.

4. St. Charles Parish Hospital Service District

This special district provides hospital services to St. Charles Parish citizens. The Council appoints the board members of the Hospital Service District and can remove them at will. While the District is responsible for obtaining voter approval for the levy of taxes or debt issuance, all related Louisiana State Bond Commission approvals must be obtained through the Parish. For these reasons, the Parish has the ability to impose its will on the District.

St. Charles Parish Hospital Service District has a fiscal year ending on July 31. Separate audited financial reports containing additional information that may be required of the District, can be obtained from *LaPorte 111* Veterans Boulevard, Suite 600, Metairie, LA 70005. More detailed information regarding operational results is available from the Parish for the period ending July 31, 2012.

Other Related Organizations

The Council is also responsible for appointing the members of the boards of other organizations, including the board members of the St. Charles Parish Housing Authority, however, the Parish's accountability for these organizations does not extend beyond making the appointments. The St. Charles Parish Housing Authority did not receive any financial support from the Parish during 2012.

b. Basis of Presentation

In accordance with Statement No. 34 of the GASB, "Basic Financial Statements and Management's Discussion and Analysis for State and local Governments", included in the Parish's Comprehensive Annual Financial Report for the year ended December 31, 2012 we have incorporated the Management's Discussion and Analysis ("MD&A") and government-wide financial statements which include the Statement of Net Position and the Statement of Activities.

NOTE 1 – SUMMARY OF SIGNIFICANT ACCOUNTING POLICIES (CONTINUED)

b. Basis of Presentation (continued)

GOVERNMENT-WIDE FINANCIAL STATEMENTS:

The Statement of Net Position and the Statement of Activities include the governmental and business-type activities of the Parish and the discretely presented component units. These government-wide statements focus on the change in aggregate financial position resulting from the activities of the fiscal period and the ability of the Parish to maintain itself as an entity. The government-wide statements for governmental activities begin with the governmental funds' financial statement balances and adjust them to incorporate the Parish's capital assets and long-term debt. Details of these adjustments can be found in the Reconciliation of the Governmental Funds Balance Sheet to the Statement of Net Position and the Reconciliation of the Governmental Funds Changes in Revenues, Expenditures, and Fund Balances to the Statement of Activities. As a general rule, interfund services provided and used are not eliminated in the process of consolidation. Additional explanations for these adjustments are included in the following section on measurement focus. The Statement of Activities presents financial information in a manner that shows the income and expenses generated by each governmental function. Taxes are reported as general revenues along with other items that cannot be properly included in program revenues. Program revenues of the government-wide financial statements include licenses and permits; intergovernmental revenues; fees, charges and commissions; and fines and forfeitures.

FUND FINANCIAL STATEMENTS:

The fund financial statements are very similar to the traditional government fund statements as presented by governments prior to the issuance of GASB 34. Emphasis is now on the major funds in either the governmental or business-type categories. Non-major funds (by category) or fund type are summarized into a single column. The operations of each fund are accounted for with a separate set of self-balancing accounts that comprise its assets, liabilities, equity, revenues, and expenditures or expenses, as appropriate. Government resources are allocated to and accounted for in individual funds based upon the purpose for which they are to be spent and the means by which spending activities are controlled. The focus of the governmental funds' measurement (in the fund statements) is upon determination of financial position and changes in financial position (sources, uses, and balances of financial resources) rather than upon net income. The major governmental funds of the primary government are as follows:

General Fund -- The General Fund is the general operating fund of the Parish. It accounts for all financial resources except those required to be accounted for in other funds. The General Fund is always a major fund.

Road and Drainage Maintenance and Operation Fund – This fund is dedicated for the purpose of constructing, acquiring, imposing, operating, and maintaining drains, drainage canals, pumps, and pumping plants, dykes and levees, and related machinery and equipment; and opening, constructing, maintaining, and improving roads, streets, and bridges and purchasing road machinery and equipment within the Parish.

Recreation Maintenance and Operation Fund – The Recreation Maintenance and Operation Fund is dedicated to the maintenance, operation, construction, and acquisition of recreational facilities in the Parish. Ad valorem taxes, recreation user fees, and interest earnings provide major financing.

Sewer G.O. Sinking Fund – The Sewer General Obligations Bond Sinking Fund accounts for the retirement of General Obligation Sewer Bonds. A specific ad valorem tax and interest earnings provide financing.

The focus of proprietary fund measurement is upon determination of operating income, changes in net position, financial position, and cash flows. The generally accepted accounting principles applicable are those similar to businesses in the private sector.

Proprietary funds account for operations: that are financed and operated similarly to private business enterprises, where the intent of the governing body is that the costs (expenses, including depreciation) of providing goods or services to the general public on a continuing basis be financed or recovered primarily through user charges; or where the governing body has decided periodic determination of revenues earned, expenses incurred, and/or net income is appropriate for capital maintenance, public policy, management control, accountability, or other purposes. Proprietary funds are presented in the business-type activities column in government-wide financial statements and the major funds section of the basic financial statements. All three proprietary funds of the Parish are reported as major funds.

NOTE 1 – SUMMARY OF SIGNIFICANT ACCOUNTING POLICIES (CONTINUED)

b. Basis of Presentation (continued)

FUND FINANCIAL STATEMENTS (CONTINUED):

Proprietary funds distinguish operating revenues and expenses from nonoperating items. Operating revenues and expenses generally result from providing services and producing and delivering goods in connection with a proprietary fund's principal ongoing operations. Operating expenses for proprietary funds include the cost of sales and services, administrative expenses, and depreciation of capital assets. All revenues and expenses not meeting this definition are reported as nonoperating revenues and expenses. The following is a description of the proprietary funds of the Parish:

Waterworks Utility System Fund – Reports all activities necessary to provide water services to residents in the Consolidated Waterworks and Wastewater District No. 1 including but not limited to, administration, operations, maintenance, financing, and related debt service. The major source of funding is fees charged for services.

Wastewater Utility System Fund – Reports all activities necessary to provide wastewater services to residents in the Consolidated Waterworks and Wastewater District No. 1 including but not limited to, administration, operations, maintenance, financing, and related debt service. The major source of funding is fees charged for services.

Solid Waste Collection & Disposal Fund – This fund accounts for the collection and disposal of solid waste in the Parish. The Parish does not own or operate a solid waste landfill. Financing is provided by a parish wide user charge dedicated for collection and disposal of solid waste.

c. Basis of Accounting and Measurement Focus

GOVERNMENT-WIDE FINANCIAL STATEMENTS:

The government-wide financial statements are reported using the economic resources measurement focus and the accrual basis of accounting. Revenues are recorded when earned and expenses are recorded when a liability is incurred, regardless of the timing of related cash flows. Property taxes are recognized in the year for which they are levied. Grants and other similar items are recognized as revenue as soon as all eligibility requirements imposed by the provider have been met.

FUND FINANCIAL STATEMENTS

All governmental funds are accounted for using a current financial resources measurement focus. With this measurement focus, only current assets and current liabilities generally are included on the balance sheet. Operating statements of these funds present increases (revenues and other financing sources) and decreases (expenditures and other financing uses) in net current assets. Governmental funds are maintained on the modified accrual basis of accounting.

Governmental fund revenues resulting from exchange transactions are recognized in the fiscal year in which the exchange takes place and meets the government's availability criteria (susceptible to accrual). Available means that the resources will be collected within the current fiscal year or are expected to be collected soon enough thereafter to be used to pay liabilities of the current fiscal year. Charges for services, fines and forfeitures, and most governmental miscellaneous revenues, including investment earnings are recorded as earned since they are measurable and available. The Parish's definition of available means expected to be received within sixty days of the end of the fiscal year.

Nonexchange transactions, in which the Parish receives value without directly giving value in return, includes sales tax, property tax, special assessments, grants, entitlements, and donations. Property taxes are considered measurable in the calendar year of the tax levy if collected soon enough to meet the availability criteria. Sales taxes and gross receipts business taxes are considered "measurable" when the underlying transaction occurs and meets the availability criteria. Anticipated refunds of such taxes are recorded as fund liabilities and reductions of revenue when they are measurable and valid. Special Assessments are recognized as revenues only to the extent that individual installments are considered current assets in the governmental fund types. Revenue from grants, entitlements, and donations is recognized in the fiscal year in which all eligibility requirements have been satisfied. Eligibility requirements include timing requirements, which specify the year when the resources can be used.

NOTE 1 – SUMMARY OF SIGNIFICANT ACCOUNTING POLICIES (CONTINUED)

c. Basis of Accounting and Measurement Focus (Continued)

FUND FINANCIAL STATEMENTS (CONTINUED):

Expenditures are recognized in the accounting period in which the related fund liability is incurred, if measurable, except for the following: principal and interest on long-term debt are recorded when due, and claims and judgments, group health claims, arbitrage payable, net pension obligation, and compensated absences are recorded as expenditures in the governmental fund type when paid with expendable available financial resources. Allocations of cost such as depreciation and amortization are not recognized in the governmental funds.

In accordance with Statement No. 20 of the GASB, "Accounting and Financial Reporting for Proprietary Funds and Other Governmental Entities That Use Proprietary Fund Accounting" it is the policy of the Parish's proprietary funds to apply only Financial Accounting Standard Board Statements and Interpretations, Accounting Principles Board Opinions, and Accounting Research Bulletins of the Committee on Accounting Procedures issued on or before November 30, 1989, unless those pronouncements conflict with or contradict GASB pronouncements.

All proprietary funds are accounted for on a flow of economic resources measurement focus. Proprietary funds are maintained on the accrual basis of accounting wherein revenues are recognized in the accounting period in which they are earned and become measurable, and expenses are recognized in the period incurred, if measurable. Revenue resulting from exchange transactions, in which each party gives and receives essentially equal value, is recorded on the accrual basis when the exchange takes place.

d. Budgetary Data

Formal budgetary accounting is employed as a management control device during the year for the General Fund, Special Revenue Funds, Debt Service Funds, Capital Project Funds, and Proprietary Funds.

The level of budgetary control is at the fund/department level and expenditures may not exceed budgeted appropriations. Appropriations that are not expended or encumbered lapse at year-end.

Budgets for the General Fund, Special Revenue Funds, Debt Service Funds, and Capital Project Funds are adopted on a modified accrual basis of accounting. Proprietary funds are adopted on a basis consistent with GAAP.

e. Encumbrances

The Parish does not use an encumbrance accounting system.

f. Cash, Cash Equivalents and Investments

The Parish's cash and cash equivalents are considered to be cash on hand, demand deposits, money market accounts, certificates of deposit, and short-term investments with a maturity date within three months of the date of purchase. For purposes of the Statement of Cash Flows, the Proprietary Funds consider the same items to be cash and cash equivalents.

Under state law, the Parish may deposit funds in demand deposits, interest bearing demand deposits, money market accounts, or time deposits with state banks organized under Louisiana law and national banks having principal offices in Louisiana. Under state law, these deposits must be secured by federal deposit insurance or the pledge of securities owned by the bank. The market value of the pledged securities plus the federal deposit insurance must at all times equal the amount on deposit with the bank. Certain pledged securities are held by the Parish's agent in the Parish's name.

State laws permit the Parish to invest in United States bonds, treasury notes or certificates, or other obligations of the U. S. Government and agencies of the U. S. Government that are federally insured, and certificates of deposit of state banks and national banks having their principal office in the state of Louisiana, or in mutual or trust fund institutions which are registered and which have underlying investments limited to securities of the U. S. Government or its agencies. In addition, local governments in Louisiana are authorized to invest in the Louisiana Asset Management Pool (LAMP), a cooperative endeavor formed by an initiative of the State Treasurer and organized under the laws of the State of Louisiana, which operates as an investment pool.

NOTE 1 – SUMMARY OF SIGNIFICANT ACCOUNTING POLICIES (CONTINUED)

f. Cash, Cash Equivalents and Investments (Continued)

Cash and cash equivalents are stated at cost, which approximates market. Investments are stated at fair value except for short-term and money market investments; consisting primarily of U. S. treasury obligations with a maturity of one year or less at the time of purchase, and LAMP investments which are reported at amortized cost.

Securities traded in a national exchange (with maturities greater than one year at the time of purchase) are valued at the last reported sales price. Investments (with maturities greater than one year at the time of purchase) that do not have an established market price are reported at estimated fair value. Realized gains and losses on investments recorded at fair value are included in investment income.

The Parish uses a clearing account to make disbursements for all funds of the Parish. Funds with a "Due to Clearing Account" report the advance as an interfund payable and the General fund, which has been determined to be the receivable fund by management, reports an off-setting interfund receivable.

g. Short-Term Interfund Receivables/Payables

Short-term cash borrowing between funds are reported as "due to/from other funds." Any residual balances outstanding between the governmental activities and business type activities are reported in the government-wide financial statements as "internal balances."

h. Inventories

Inventories reported by governmental funds are stated at cost using the specific identification method. Proprietary fund type inventories are stated at the lower of cost or market, determined by the first-in, first-out method. Inventoried items are recorded as expenditures at the time of purchase, with ending inventories recorded as assets, offset by a reservation of fund balance, since such assets are not available for future appropriations.

i. Prepaid Items

Certain payments to vendors reflect costs applicable to future accounting periods and are recorded as prepaid items in both government-wide and fund financial statements.

j. Restricted Assets – Proprietary Funds

Included in restricted assets are the "Customer Deposits" account and the "Connection Fees" account. The "Customer Deposits" account is used to segregate water meter deposits used to pay any outstanding water bills when customers discontinue service. The "Connection Fees" account is used to segregate those resources accumulated by collection of sewer connection fees for capital improvements and renovations.

Certain proceeds of proprietary fund revenue bonds, as well as certain resources set aside for their repayment are also classified as restricted assets on the balance sheet because their use is limited by applicable bond covenants. The "Revenue Bond Sinking" account is used to segregate resources accumulated for debt service payments over the next twelve months. The "Revenue Bond Reserve" account is used to report resources set aside to make up potential future deficiencies in the "Revenue Bond Sinking" account. The "Capital Additions and Contingencies" account is used to report resources set aside to meet unexpected contingencies or to fund asset renewals and replacements. The "Cash with Fiscal Agent" account is used to report resources that have been transferred to a trustee, which are designated for repayment of bonds in January.

k. Capital Assets

Capital assets; which include land, buildings, improvements other than buildings, machinery and equipment, and infrastructure assets (roads, bridges, canals, levees, curbs, fire hydrants, and sewer and drainage systems) are reported in the applicable governmental or business-type activities columns in the government-wide financial statements. Capital assets are defined by the Parish as having an initial, individual cost of \$5,000 or more. Such assets are recorded at historical cost or estimated historical cost if purchased or constructed. Donated capital assets are recorded at estimated fair market value at the time of donation.

NOTE 1 – SUMMARY OF SIGNIFICANT ACCOUNTING POLICIES (CONTINUED)

k. Capital Assets (Continued)

The Parish does not capitalize the cost of normal maintenance and repairs that do not add to the value of the asset or materially extend the asset's life. Capital asset improvements are capitalized and depreciated over the remaining useful lives of the related capital asset, if applicable.

Major outlays for capital assets and improvements are capitalized at completion of construction projects. For capitalization purposes, projects are considered substantially complete when 100% of the project has been constructed. At this point the project costs are moved out of construction work in progress and capitalized.

Depreciation on all capital assets, excluding land, is calculated on the straight-line method over the following estimated useful lives:

Type of Capital Asset	Number of Years
Buildings	10-40
Improvements Other Than Buildings	10-40
Machinery and Equipment	4-12
Infrastructure	25-70

Infrastructure assets purchased by the primary government are recorded as capital assets and have been depreciated accordingly. Depreciable infrastructure assets include roads, bridges, underground pipe (other than related utilities), traffic signals, etc. Non-depreciable infrastructure assets include canals and Levees. These infrastructure assets are likely to be the largest asset class of the Parish. Neither their historical cost nor related depreciation has been reported in the financial statements prior to the implementation of GASB 34 in 2003.

The Parish capitalizes interest cost (net of interest earned) during the construction phase of major capital projects of proprietary funds in accordance with FASB Statements No. 34, *Capitalization of Interest Cost*, and No. 62, *Capitalization of Interest Cost in Situations Involving Certain Tax-Exempt Borrowings and Certain Gifts and Grants*. The objectives of capitalizing interest are: to obtain a measure of acquisition cost that more closely reflects the enterprise's total investment in the asset, and to charge a cost that relates to the acquisition of a resource that will benefit future periods against the revenues of the period benefited. The amount of interest cost capitalized on major capital projects acquired/constructed with proceeds of restricted tax-exempt debt includes all interest cost of the borrowing less any interest earned on related interest-bearing investments acquired with proceeds of the related tax-exempt borrowings from the date of the borrowing until the assets are ready for their intended use.

l. Compensated Absences

Full time employees of the Parish and Consolidated Waterworks and Wastewater District No. 1 hired prior to January 1, 1995 earn annual leave on an annual basis and sick leave on a quarterly basis at various rates based on years of service. Full time employees hired after December 31, 1995 earn annual leave and sick leave on a quarterly basis at various rates based on years of service. Civil service employees cannot accrue vacation leave. Appointed employees can accumulate vacation leave at the end of the year, which must be used during the first six months of the following year or the benefits are lost. Sick leave benefits are allowed to accumulate but do not vest.

m. Long-Term Obligations

In the government-wide statement of net assets and in the proprietary fund types' financial statements, long-term debt and other long-term obligations are reported as liabilities. Bond premiums, discounts, issuance costs, and gains (losses) on refunding are deferred and amortized over the life of the bonds using the effective interest method. Bonds payable costs are reported net of the applicable bond premium or discount. Bond issuance costs are reported as deferred charges and amortized over the term of the related debt.

In the fund financial statements governmental fund types recognize bond premiums, discounts, and bond issuance costs during the current period. The face amount of the debt issue is reported as "other financing sources." Premiums received on debt issuances are reported as "other financing sources" and discounts on debt are reported as "other financing uses."

NOTE 1 – SUMMARY OF SIGNIFICANT ACCOUNTING POLICIES (CONTINUED)

n. Net Position

Net position represent the difference between assets and liabilities. Net position invested in capital assets, net of related debt consists of capital assets, net of accumulated depreciation, reduced by the outstanding balance of any debt proceeds used for the acquisition, construction, or improvements of those assets. Net position are reported as restricted when there are limitations imposed on their use by external parties such as creditors, grantors, laws or regulations of other governments.

When both restricted and unrestricted resources are available for use, it is the government's policy to use restricted resources first, then unrestricted resources, as they are needed.

o. Interfund Transactions

On fund financial statements, long-term interfund loans are classified as "due to/from other funds" on the balance sheet and are equally offset by a fund balance reserve account which indicates that they do not constitute available expendable resources. These amounts are eliminated in the governmental and business-type activities columns of the Statement of Net Position, except for any residual amounts due between governmental and business-type activities, which are presented as internal balances.

Transfers between governmental and business-type activities on the government-wide statements are reported in the same manner as general revenues.

Exchange transactions between funds are reported as revenues in the seller funds and as expenditures/expenses in the purchaser funds. Flows of cash or goods from one fund to another without a requirement for repayment are reported as interfund transfers. Interfund transfers are reported as other financing sources/uses in governmental funds and after nonoperating revenues/expenses in proprietary funds. Repayments from funds responsible for particular expenditures/expenses to the funds that initially paid for them are not presented on the financial statements.

p. Use of estimates

The Parish uses estimates and assumptions in preparing the financial statements in accordance with generally accepted accounting principles. Those estimates and assumptions affect the reported amounts of assets and liabilities, and the reported revenues and expenditures. Actual results could vary from the estimates that were used.

q. Fund Balance

On December 31, 2012, the Parish adopted GASB 54, Fund Balance Reporting and Governmental Fund Type Definitions, which significantly changes the reporting of fund balance in the balance sheets of governmental type funds.

In the fund financials, fund balance for governmental funds is reported in classifications that comprise a hierarchy based primarily on the extent to which the Parish is bound to honor constraints on the specific purpose for which amounts in the funds can be spent. Fund Balance is reported in five components- Nonspendable, restricted, committed, assigned and unassigned.

Nonspendable- This component includes amounts that cannot be spent because they are either not in spendable form or legally or contractually required to be maintained intact.

Restricted- This component consist of amount that have constraints placed on them either externally by third-parties (creditors, grantors, contributors, or laws or regulations of other governments) or by law through constitutional provisions or enabling legislation. Enabling legislation authorizes the Parish to assess, levy, charge, or otherwise mandate payment of resources (from external resource providers) and includes a legally enforceable requirement (compelled) by external parties) that those resources be used only for specific purposes stipulated in the legislation.

Committed- This component consists of amounts that can only be used for specific purposes pursuant to constraints imposed by formal action of the Parish's highest level of decision making authority which includes an ordinance from the Parish Council. Those committed amounts cannot be used for any other purpose unless the Parish removes or changes the specified use by taking the same type of action (ordinance) it employed previously to commit those amounts.

NOTE 1 – SUMMARY OF SIGNIFICANT ACCOUNTING POLICIES (CONTINUED)

q. Fund Balance (Continued)

Assigned- This component consists of amounts that are constrained by the Parish's intent to be used for specific purposes, but are neither restricted nor committed. The authority for assigning fund balance is expressed by the the Parish Council, as the governing authority of the Parish.

Unassigned- This classification represents amounts that have not been restricted, committed, or assigned to specific purposes within the general fund. When both restricted and unrestricted resources are available for use, it is the Parish's policy to use restricted resources first, then unrestricted resources (committed, assigned, and unassigned) as they are needed. When unrestricted resources (committed, assigned, and unassigned) are available for use it is the Parish's policy to use committed resources first, then assigned, and then unassigned as they are needed.

During the fiscal year 2010, the Parish passed a policy (Ordinance 10-11-15) to maintain a General Fund Balance that represents at least 5% of all Parish expenditures, excluding Enterprise Funds, and in no case shall the minimum General Fund balance be less than \$7,000,000 upon enactment of the balanced budget ordinance or at any time during the fiscal year. As of December 31, 2012 the General Fund Balance was \$42,826,523 which is 50% of all expenditures, excluding the Enterprise funds.

r. Subsequent Events

The Parish has evaluated subsequent events through June 18, 2013, the date the financial statements were available to be issued.

s. Accounting Pronouncements

The following Statement issued by the Governmental Accounting Standards Board is effective for the Parish's 2012 fiscal year.

1. Statement No. 63- Financial Reporting of Deferred Outflows of Resources, Deferred Inflows of Resources, and Net Position

The Parish has implemented GASB Statement No. 63 in the preparation of the Parish's financial statements for the year ended December 31, 2012.

The following Statements issued by Governmental Accounting Standards Board will be effective for the Parish's 2014 and 2015 fiscal years:

1. Statement No. 67- Financial Reporting for Pension Plans (2014).
2. Statement No. 68- Accounting and Financial Reporting for Pensions (2015).

The Parish is currently evaluating the effects that these statements will have in its financial statements.

NOTE 2 – STEWARDSHIP, COMPLIANCE, AND ACCOUNTABILITY

a. Budgets

The procedures used by the Parish in establishing the budgetary data reflected in the financial statements are as follows:

At least 75 days before the beginning of each fiscal year, the Parish President submits a balanced consolidated line item operating and capital budget on a modified accrual basis of accounting, in accordance with the Louisiana Local Government Budget Act and in a format established by the Parish. The Parish President also submits, with the budget, a budget message containing recommendations concerning the fiscal policy of the Parish, a description of the important factors of the budget, and an explanation of all major increases and decreases of budget as compared with expenditures of prior years. After the ordinance has been introduced, the council shall cause the ordinance, or a summary thereof to be published in the official Parish journal at least once together with a notice of the date, time, and place, when and where it will be given a public hearing and be considered for final passage. The publication shall be at least one week prior to the time advertised for the hearing. The Council is required to hold three public hearings

NOTE 2 – STEWARDSHIP, COMPLIANCE, AND ACCOUNTABILITY (CONTINUED)

a. Budgets (Continued)

and to adopt the budget not less than 30 days before commencement of the coming year. The Council may amend the budget before adoption, except that in no event shall the Council cause the total proposed expenditures to exceed means of financing. Budgets shall be amended only during the public hearings before adoption. If the Council fails to act on the budget within the time limit provided, it shall be adopted as submitted by the Parish President. The budget constitutes an appropriation of funds for all purposes contained therein. The budget ordinance becomes effective on the first day of the fiscal year unless otherwise provided therein.

If during the fiscal year the Parish President certifies that there are available revenues in excess of those estimated in the budget, he shall present a supplemental budget for the disposition of such revenues to the Council. The Council by ordinance may make supplemental appropriations up to the amount of the excess. To meet a public emergency affecting life, health, property, or the public peace, the Council may make emergency appropriations. The appropriations may be made by emergency ordinance in accordance with the provisions of Article IV, Section E of the Home Rule Charter. To the extent that there are no available unappropriated revenues, the governing authority may borrow money to meet the emergency. The repayment shall be a fixed charge upon the revenue of the following year and shall be included in the operating budget for that year. If during the fiscal year it appears that revenues available will be insufficient to meet the amount appropriated, the Parish President shall indicate the estimated amount of the deficit and recommend to the Council steps to be taken. The Council shall take action as it deems necessary to prevent any deficit.

The Parish President may transfer part or all of any unencumbered appropriation balance among programs within a department or office of the Parish. Before the Council may transfer part or all of any unencumbered appropriation balance from one department or office to another, a written request is required from the Parish President. No appropriation for debt service may be reduced or transferred, and no appropriation may be reduced below any amount required by law to be appropriated or by more than the amount of the unencumbered balance thereof. The ordinance authorizing a supplemental appropriation, or a reduction or transfer of appropriations may be made effective immediately upon adoption but may not be adopted at the same meeting as introduced.

The Council adopted budgets on all of its funds. Governmental funds are adopted on a modified accrual basis of accounting and proprietary fund budgets are adopted on an accrual basis.

NOTE 2 – STEWARDSHIP, COMPLIANCE, AND ACCOUNTABILITY (CONTINUED)

b. Supplemental Budgetary Appropriations

A reconciliation summary of the originally adopted budget to the final revised budget, including supplemental appropriations through December 31, 2012 follows:

Note 2- Stewardship, Compliance, & Accountability

	Original	Final	Variance - Positive
General Fund			
Revenues and other financing sources	\$ 26,912,712	\$ 30,926,037	\$ 4,013,325
Expenditures and other financing uses	44,646,753	37,826,380	6,820,373
Excess (deficiency) of revenues and other sources over (under) expenditures and other uses	<u>\$ (17,734,041)</u>	<u>\$ (6,900,343)</u>	<u>\$ 10,833,698</u>
Special Revenue Funds			
Revenues and other financing sources	\$ 44,799,667	\$ 53,345,177	\$ 8,545,510
Expenditures and other financing uses	59,940,229	55,865,921	4,074,308
Excess (deficiency) of revenues and other sources over (under) expenditures and other uses	<u>\$ (15,140,562)</u>	<u>\$ (2,520,744)</u>	<u>\$ 12,619,818</u>
Debt Service Funds			
Revenues and other financing sources	\$ 3,957,223	\$ 4,142,520	\$ 185,297
Expenditures and other financing uses	3,902,261	3,792,768	109,493
Excess (deficiency) of revenues and other sources over (under) expenditures and other uses	<u>\$ 54,962</u>	<u>\$ 349,752</u>	<u>\$ 294,790</u>
Capital Projects Funds			
Revenues and other financing sources	\$ 20,875,288	\$ 10,920,398	\$ (9,954,890)
Expenditures and other financing uses	22,761,571	9,842,431	12,919,140
Excess (deficiency) of revenues and other sources over (under) expenditures and other uses	<u>\$ (1,886,283)</u>	<u>\$ 1,077,967</u>	<u>\$ 2,964,250</u>
Enterprise Funds			
Operating and non-operating revenues	\$ 22,276,051	\$ 21,992,274	\$ (283,777)
Operating and non-operating expenses	28,562,746	27,432,454	1,130,292
Revenues over (under) expenses	<u>\$ (6,286,695)</u>	<u>\$ (5,440,180)</u>	<u>\$ 846,515</u>

NOTE 3 – CASH, CASH EQUIVALENTS, AND INVESTMENTS

The Parish maintains a consolidated cash management pool that is available for use by all funds except those specifically prohibited by law. Each fund type's portion of the consolidated cash pool is displayed on the Statement of Net Position as "Cash and cash equivalents" or "Investments". The Parish's primary government and all discretely presented component units adopted Governmental Accounting Standards Board Statement No. 40, *Deposit and Investment Risk Disclosures*, during 2010.

a. Cash and Cash Equivalents

Deposits (including demand deposit accounts and certificates of deposits) at December 31, 2012, for the Parish's primary government are summarized as follows:

<u>Carrying Amount</u>	<u>Bank Balance</u>
\$ 4,887,376	\$ 8,774,911

All deposits are either insured by FDIC or collateralized with securities held by the Parish or its agent in the Parish's name. The Parish does not have a written policy for custodial credit risk for deposits.

b. Investments

Credit Risk: Local governments in Louisiana are restricted to investment types authorized by Louisiana Revised Statutes 39:1211-1245 and 33:2955. The Parish's investment policy further limits its investment choices by not allowing investment grade commercial paper. Accordingly the Parish may invest in the following:

1. United States Treasury Bonds
2. United States Treasury Notes
3. United States Treasury Bills
4. United States Treasury Strips
5. Obligations of the U.S. Government Agencies, including such instruments as Federal Home Loan Bank bonds, Government National Mortgage Association bonds, or a variety of "Federal Farm Credit" bonds.
6. Fully collateralized certificates of deposit issued by qualified commercial banks and savings and loan associations located within the State of Louisiana.
7. Fully collateralized repurchase agreements.
8. Fully collateralized interest-bearing checking accounts.
9. Mutual or Trust Fund institutions which are registered with the Securities and Exchange Commission under the Security Act of 1933 and the Investment Act of 1940, and which have underlying investments consisting solely of and limited to securities of the United States Government or its agencies.
10. Louisiana Asset Management Pool (LAMP).

Credit risk is defined as the risk that an issuer or other counterparty to an investment will not fulfill its obligations. The Parish's investment policy limits investments to those discussed above, obtained under the "Prudent Person" rule, exercising judgment and care, under circumstances then prevailing, which people of prudence, discretion and intelligence exercise in the management of their own affairs – not for speculation, but for investment, considering the probable safety of their capital as well as the probable income to be derived. The Parish's investments in U.S. Agency Securities were rated AAA by Standard & Poor's and Aaa by Moody's Investors Service. LAMP has a Standard & Poor's Rating of AAA.

Custodial Credit Risk: For an investment, custodial credit risk is the risk that, in the event of the failure of the counterparty, the Parish will not be able to recover the value of its investments or collateral securities that are in the possession of an outside party. Investments in external investment pools, mutual funds and other pooled investments are not exposed to custodial credit risk because of their natural diversification and the diversification required by the Securities and Exchange Commission. All other Parish investments are insured or registered, with securities held by the Parish or its agent in the Parish's name. The Parish's Investment policy requires that securities purchased from any bank or broker/dealer including appropriate collateral should be placed with an independent third party fiduciary for custodial safekeeping as evidenced by safekeeping receipts.

NOTE 3 – CASH, CASH EQUIVALENTS, AND INVESTMENTS (CONTINUED)

b. Investments (continued)

LAMP participants' investments in the pool are evidenced by shares of the pool. Investments in pools should be disclosed, but not categorized because they are not evidenced by securities that exist in physical or book-entry form. The public entity's investment is with the pool, not the securities that make up the pool; therefore, no disclosure is required.

Parish investments for the primary government at December 31, 2012, are itemized as follows:

<u>Investment Type</u>	<u>Carrying Amount</u>	<u>Fair Value</u>
U.S. Agency Securities	\$ 35,450,146	\$35,375,003
Louisiana Asset Management Pool (LAMP)	56,995,717	56,995,717
Total	<u>\$ 92,445,863</u>	<u>\$92,370,720</u>

<u>Investment Type</u>	<u>Investment Maturities (in Years)</u>	
	<u>Less than 1</u>	<u>1 - 5</u>
U.S. Agency Securities	\$13,804,891	\$21,645,255

Concentration of credit risk: Pooled investments are excluded from the 5 percent disclosure requirement.

Interest Rate Risk: The Parish's investment policy limits investments to three years as a means of managing its exposure to fair value losses arising from increasing interest rates.

LAMP, a local government investment pool, is administered by a non-profit corporation, Louisiana Asset Management Pool, Inc., which was organized under the laws of the State of Louisiana and is not required to be a registered investment company under the Investment Company act of 1940; however, its investment policies are similar to those established by Rule 2a7, which governs registered money market funds. The LAMP portfolio includes only securities and other obligations in which local governments in Louisiana are authorized to invest. LAMP is designed to be highly liquid to give its participants immediate access to their account balances. LAMP is governed by a board of fifteen members elected by the pool's participants each year, and is not subject to additional oversight. LAMP's primary objective is to maintain a stable net asset value while increasing its participant's liquidity and yield. To provide for this liquidity, all investments at the time of purchase have a maximum remaining maturity of 397 days and the dollar weighted average maturity of LAMP does not generally exceed 90 days. The fair values of LAMP's investments are determined on a weekly basis in order to monitor the variances between amortized cost and fair value. For purposes of determining participants' shares, investments are valued at amortized cost. Amortized cost approximates fair value. The fair value of the Parish's portion in LAMP is the same as the value of the pool shares.

LAMP is designed to be highly liquid to give its participants immediate access to their account balances. LAMP prepares its own interest rate risk disclosure using the weighted average maturity (WAM) method. The WAM of LAMP assets is restricted to not more than 60 days, and consists of no securities with a maturity in excess of 397 days. The WAM for LAMP's total investments is 80 (from LAMP's monthly Statement of Net Position) as of December 31, 2012.

NOTE 3 – CASH, CASH EQUIVALENTS, AND INVESTMENTS (CONTINUED)

b. Investments (continued)

The following is a reconciliation of the carrying amount of deposits and investments to restricted and unrestricted "Cash and cash equivalents" and "Investments" on the Statement of Net Position:

Cash and cash equivalents:	
Deposits	\$ 4,887,376
Investments:	
LAMP	56,995,717
Investments	35,450,146
Total investments	<u>92,445,863</u>
Cash, cash equivalents, and investments, December 31, 2012	<u>\$ 97,333,239</u>
Current Assets - Cash and cash equivalents	\$ 4,839,098
Restricted Assets - Cash and cash equivalents	48,278
Total cash and cash equivalents	<u>4,887,376</u>
Current Assets - Investments	80,924,420
Restricted Assets - Investments	11,521,443
Total investments	<u>92,445,863</u>
Cash, cash equivalents, and investments	<u>\$ 97,333,239</u>

NOTE 4 – RECEIVABLES

All receivables, except for ad valorem taxes are considered collectible as of December 31, 2012; accordingly, an allowance for uncollectible is not considered necessary. Ad valorem taxes receivable are recorded net of an estimated uncollectible of three percent (3%) of gross taxes listed on the assessment roll. Of the total \$24,191,000 ad valorem taxes receivable, \$20,599,523 was collected by the Sheriff in December 2012 and remitted to the Parish in January 2013.

The Consolidated Waterworks and Wastewater District, along with the Solid Waste Collection and Disposal Fund, considers unbilled receivables at year-end to be those amounts for services received by customers in the current year, but not actually billed by the District until the following year. Unbilled receivables amounted to \$860,539 for the Waterworks Utility System, \$744,454 for the Wastewater Utility System, and \$367,923 for the Solid Waste Collection and Disposal Fund.

NOTE 5 – DUE FROM OTHER GOVERNMENTS

Due from other governments by governmental agencies for the primary government at December 31, 2012, consists of the following:

	<u>Federal</u>	<u>State</u>	<u>Local</u>	<u>Other</u>	<u>Total</u>
<u>Governmental Activities:</u>					
General Fund	\$ 509,852	\$ 165,495	\$ 190,840	\$ 19,226	\$ 885,413
Road & Drainage Maintenance & Operation	4,616,429	26,686	100,030	-	4,743,145
Recreation Maintenance & Operation	1,888	-	-	-	1,888
Nonmajor governmental funds	16,797	2,457,422	12,817	7,031	2,494,067
<u>Business-type Activities:</u>					
Wastewater Utility System	238,405	-	-	-	238,405
Waterworks Utility System	10,741	5,212	-	-	15,953
Totals	<u>\$ 5,394,112</u>	<u>\$ 2,654,815</u>	<u>\$ 303,687</u>	<u>\$ 26,257</u>	<u>\$ 8,378,871</u>

NOTE 6 – RESTRICTED ASSETS

A breakdown by account of restricted and designated assets for year ended December 31, 2012 is as follows:

	<u>Waterworks Utility System</u>	<u>Wastewater Utility System</u>	<u>Total</u>
Customer Deposits	\$ 29,641	\$ -	\$ 29,641
Connection Fees	288	3,152,947	3,153,235
Revenue Bond Sinking	459	205	664
Revenue Bond Reserve	13	4	17
Construction	8,385,778	-	8,385,778
Capital Additions & Contingencies	14	372	386
Totals	<u>\$ 8,416,193</u>	<u>\$ 3,153,528</u>	<u>\$ 11,569,721</u>

NOTE 7 – CAPITAL ASSETS

a. Primary government capital asset activity for the year ended December 31, 2012, was as follows:

	Balance at December 31, 2011	Additions	Deletions	Adjustments	Balance at December 31, 2012
Governmental Activities:					
Capital assets not being depreciated:					
Land	\$ 9,515,972	\$ 179,998	\$ -	\$ 168,008	\$ 9,863,978
Infrastructure	14,855,447	-	-	-	14,855,447
Construction in Progress	32,745,009	24,384,327	(20,935,190)	(69,970)	36,124,176
Total capital assets not being depreciated	<u>57,116,428</u>	<u>24,564,325</u>	<u>(20,935,190)</u>	<u>98,038</u>	<u>60,843,601</u>
Capital assets being depreciated:					
Buildings	28,054,332	2,169,899	(80,672)	431,908	30,575,467
Improvements other than buildings	56,650,656	16,582,826	(259,163)	402,769	73,377,088
Machinery & Equipment	35,187,497	658,804	(2,159,245)	87,722	33,774,778
Infrastructure	107,241,659	891,100	(648,698)	1,754,469	109,238,530
Total capital assets being depreciated	<u>227,134,144</u>	<u>20,302,629</u>	<u>(3,147,778)</u>	<u>2,676,868</u>	<u>246,965,863</u>
Less accumulated depreciation for:					
Buildings	(10,509,034)	(786,689)	58,655	-	(11,237,068)
Improvements other than buildings	(25,919,271)	(3,018,955)	256,825	1,740	(28,679,661)
Machinery & Equipment	(24,486,232)	(2,293,037)	2,073,179	(6,992)	(24,713,082)
Infrastructure	(59,091,036)	(3,839,813)	169,408	361,089	(62,400,352)
Total accumulated depreciation	<u>(120,005,573)</u>	<u>(9,938,494)</u>	<u>2,558,067</u>	<u>355,837</u>	<u>(127,030,163)</u>
Total capital assets being depreciated, net	<u>107,128,571</u>	<u>10,364,135</u>	<u>(589,711)</u>	<u>3,032,705</u>	<u>119,935,700</u>
Total governmental activities capital assets, net	<u>\$ 164,244,999</u>	<u>\$ 34,928,460</u>	<u>\$ (21,524,901)</u>	<u>\$ 3,130,743</u>	<u>\$ 180,779,301</u>
Business-type Activities:					
Capital assets not being depreciated:					
Land	\$ 804,777	\$ 20,000	\$ -	\$ -	\$ 824,777
Construction in Progress	34,998,051	2,916,896	(33,980,783)	-	3,934,164
Total capital assets not being depreciated	<u>35,802,828</u>	<u>2,936,896</u>	<u>(33,980,783)</u>	<u>-</u>	<u>4,758,941</u>
Capital assets being depreciated:					
Buildings & improvements	170,390,114	30,545,890	(432,229)	4,724,996	205,228,771
Machinery & Equipment	14,895,638	544,708	(647,664)	-	14,792,682
Total capital assets being depreciated	<u>185,285,752</u>	<u>31,090,598</u>	<u>(1,079,893)</u>	<u>4,724,996</u>	<u>220,021,453</u>
Less accumulated depreciation for:					
Buildings & improvements	(72,372,969)	(4,507,281)	378,736	-	(76,501,514)
Machinery & Equipment	(12,609,307)	(650,992)	644,410	-	(12,615,889)
Total accumulated depreciation	<u>(84,982,276)</u>	<u>(5,158,273)</u>	<u>1,023,146</u>	<u>-</u>	<u>(89,117,403)</u>
Total capital assets being depreciated, net	<u>100,303,476</u>	<u>25,932,325</u>	<u>(56,747)</u>	<u>4,724,996</u>	<u>130,904,050</u>
Total business-type activities capital assets, net	<u>\$ 136,106,304</u>	<u>\$ 28,869,221</u>	<u>\$ (34,037,530)</u>	<u>\$ 4,724,996</u>	<u>\$ 135,662,991</u>

NOTE 7 – CAPITAL ASSETS (Continued)

a. Depreciation expense was charged to functions of the primary government as follows:

Governmental Activities:	
General government	\$ 503,104
Public safety	103,625
Public works	8,164,037
Health & welfare	125,785
Culture & recreation	1,024,573
Economic development & assistance	17,370
	<u>\$ 9,938,494</u>
Business-type Activities:	
Waterworks Utility System	\$ 1,724,880
Wastewater Utility System	3,433,393
	<u>\$ 5,158,273</u>

b. Construction work in progress for the governmental activities of the primary government is composed of the following:

	Project Authorization	Expended to 12/31/2012	Committed Financing
Coastal Zone Management	\$ 178,961	\$ 175,931	\$ 3,030
Government Buildings	3,208,521	959,321	2,249,200
Emergency Operations Center	6,322,256	4,913,118	1,409,138
Animal Control	1,718,388	1,689,693	28,695
Parish Transportation Fund	1,316,508	763,367	553,141
Road Lighting	56,773	-	56,773
Roads & Drainage Maintenance & Operation Fund:			
Roads	2,372,483	932,615	1,439,868
Sidewalks	5,743,926	4,333,487	1,410,439
Drainage	28,558,461	10,429,112	18,129,349
Recreation Fund	1,269,159	21,401	1,247,758
Public Improvement Sales Tax Bond Construction Fund	101,610	95,589	6,021
Recreation Construction Fund	269,314	-	269,314
WBHPL Fund	5,236,051	5,129,972	106,079
LCDBG Paved Streets	12,270,917	6,606,211	5,664,706
Library (Land & Bldgs)	1,741,970	74,359	1,667,611
Total Construction Commitments	<u>\$ 70,365,298</u>	<u>\$ 36,124,176</u>	<u>\$ 34,241,122</u>

NOTE 7 – CAPITAL ASSETS (Continued)

c. Construction work in progress for the proprietary funds is composed of the following:

Project Description	Project Authorization	Expended to 12/31/2012	Committed Financing
LA18 Luling to Taft Water Main Improvement	\$ 141,985	\$ 78,380	\$ 63,605
WB Plant Upgrade	26,864	26,864	-
Lakewood to Beaupre 10" Water Main Loop	7,131	7,131	-
Generator Elevation	28,236	12,246	15,990
LA 18 Cast Iron Replacement, Hahnville	17,635	17,635	-
WB Water Storage Tank	1,861,206	118,869	1,742,337
Remove/Replace WB Underground Electric Feed	77,969	77,969	-
2012 Incomplete (EB RVR Dock Sec Cam/Sec Sys/Phone Sys	40,592	40,592	-
Evangeline Road Waterline Upgrade	52,515	38,434	14,081
EB C Plant Clarifier Refurbishment	1,248,840	933,327	315,513
LCDBG- LA 631 12" WA Main	183,398	183,396	2
Acorn St Sewer Improvements	164,902	144,237	20,665
High Priority Sewer Lift Stations	1,799,092	1,773,716	25,376
LS# 6031 @ Old Montz Treatment Plant	48,500	26,000	22,500
Mitigation & Review Services	21,178	4,178	17,000
FY-2010 LCDBG Sewer System	49	49	-
Sharon St Sewer Improvements	18,288	15,138	3,150
Upgrade Ashton Sewer PS and Force Main	1,080,484	367,236	713,248
DEQ 2009 State Revolving Loan Program	26,638	26,638	-
Luling Sanitary Sewer Rehabilitation	1,003,266	42,129	961,137
Total Construction Commitments	<u>\$ 7,848,768</u>	<u>\$ 3,934,164</u>	<u>\$ 3,914,604</u>

NOTE 8 – INTERFUND ASSETS/LIABILITIES

a. Balances due to/from other funds at December 31, 2012, consist of the following:

\$	2,564	Due to the General Fund from the Criminal Court Fund representing half the ending fund balance.
	5,344	Due to the General Fund from the Road & Drainage M&O Fund representing the expenses related to Payroll/Insurance expenses.
	2,048	Due to the General Fund from the Council on Aging Fund representing the expenses related to 2012 Flood Insurance premiums.
	1,058	Due to the General Fund from Recreation M & O Funds representing the expenses for 2012 Flood Insurance.
	1,058	Due to the General Fund from the Wastwater Utility System Fund representing the expenses related to 2012 Flood Insurance premiums.
	4,335	Due to the General Fund from the Waterworks Utility System Fund representing the expenses related to 2012 Flood Insurance premiums.
	643	Due to the General Fund from the WIA- Job Training Fund representing the expenses for additional WC Audit Premiums expense.
	604,032	Due to the General Fund from Louisiana Community Development Block Grant Fund representing the 2012 expenses for the Community Center/EOC projects.
	6,500	Due to the General Fund from Roads & Drainage M&O Fund representing expenses for an invoice coded to incorrect fund.
	15	Due to the General Fund from the Parish Payroll Fund representing the 2012 Interest earned for that account which is consolidated in the General Fund.
	52	Due to the Road & Drainage M&O Fund from the General Fund representing the expenses for invoices coded to incorrect fund.
	112,000	Due to the Recreation M&O Fund from the General Fund representing the transfer of funds related to the Spillway Infrastructure project.
	19,070	Due to the Recreation M&O Fund from the Louisiana Community Block Grant Fund representing the 2012 Expenses for the Spillway Boat Launch Project.
	24,902	Due to the WestBank Hurricane Protection Levee Fund from the General Fund representing the 2012 Expenses for the WB Hurricane Protection Levee project.
	4,470	Due to the Waterworks Utility Fund from the Road & Drainage M&O Fund representing the 2012 expenses for Storm Preparation work for Flood Control.
	2,065	Due to the Solid Waste Collection & Disposal Fund from the General Fund representing expenses incurred from the 2012 Trash Bash/Recycling
	12	Due to the 1/8% P.I. Sales Tax Sinking Fund from the 1/8% P.I. Sales Tax Reserve Fund representing the amount of fund balance in excess of the reserve requirement.

<u>\$</u>	<u>790,168</u>
-----------	----------------

NOTE 8 – INTERFUND ASSETS/LIABILITIES (Continued)

a. Balances due to/from other funds at December 31, 2012, consist of the following (continued)

A summary of balances due from (to) other funds reported in fund financial statements and net internal balances as reported on the Statement of Net Position follows:

	Due From Other Funds	Due To Other Funds	Net Internal Balances
Balance Sheet - Governmental Funds	\$ 783,633	\$ (784,775)	\$ (1,142)
Statement of Net Position - Proprietary Funds	6,535	(5,393)	1,142
	<u>\$ 790,168</u>	<u>\$ (790,168)</u>	<u>\$ -</u>

NOTE 9 – INTERFUND TRANSFERS

Interfund transfers for the year ended December 31, 2012, consisted of the following:

		Transfers From					
		General Fund	Road & Drainage M & O Fund	Waterworks Utility System	Solid Waste Collection & Disposal Fund	Nonmajor Governmental Funds	TOTAL
Transfers To	General Fund	\$ -	\$ 350,000	\$ 125,000	\$ 15,666	\$ 85,689	\$ 576,355
	Recreation M & O	206,400					206,400
	Nonmajor Governmental Funds	2,877,702				167,559	3,045,261
	Waterworks Utility System Fund	-				26,066	26,066
	Wastewater Utility System	-				304,000	304,000
	Solid Waste Collection Disposal Fund	24,436					24,436
		<u>\$ 3,108,538</u>	<u>\$ 350,000</u>	<u>\$ 125,000</u>	<u>\$ 15,666</u>	<u>\$ 583,314</u>	<u>\$ 4,182,518</u>

Transfers are used to 1) move revenues from the fund that statute or budget requires to collect them to the fund that statute or budget requires to expend them, 2) move receipts restricted to debt service from the funds collecting the receipts to the debt service fund as debt service payments become due, and 3) use unrestricted revenues collected in general fund to finance various programs accounted for in other funds in accordance with budgetary authorizations.

A summary of transfers in and (out) reported in fund financial statements and net transfers as reported in the Statement of Activities:

	Transfers In	Transfers Out	Net Transfers
Statement of Revenues, Expenditures & Changes in Fund Balances - Governmental Funds	\$ 3,828,016	\$ (4,041,852)	\$ (213,836)
Statement of Revenues, Expenditures & Changes in Fund Balances - Proprietary Funds	354,502	(140,666)	213,836
TOTAL	<u>\$ 4,182,518</u>	<u>\$ (4,182,518)</u>	<u>\$ -</u>

NOTE 10 – OPERATING LEASES

The Parish has various operating leases for various periods of time for right of ways and office space. The total cost for operating leases for 2012 was \$79,338. Minimum annual commitments under non-cancelable operating leases are as follows:

	Buildings	Other	Total
2013	\$ 64,223	\$ 4	\$ 64,227
2014	40,176	4	40,180
2015	-	4	4
2016	-	4	4
2017	-	4	4
2018-2022	-	1	1
2023-2027	-	1	1
2028-2032	-	1	1
TOTALS	\$ 104,399	\$ 23	\$ 104,422

NOTE 11 – LONG-TERM OBLIGATIONS

The following is a summary of the Parish's long-term debt transactions for the year ended December 31, 2012:

	Balance at 12/31/11	Additions	Retirements	Balance at 12/31/12	Due Within One Year
<u>Governmental Activities:</u>					
General obligation bonds	\$ 19,265,000	\$ 12,500,000	\$ (14,600,000)	\$ 17,165,000	\$ 2,290,000
Public improvement bonds	4,450,000	-	(330,000)	4,120,000	335,000
Net OPEB Obligation	9,751,465	4,067,078	(674,472)	13,144,071	-
Claims and judgments	1,259,184	568,102	(599,917)	1,227,369	-
Less bond amortization costs	128,755	46,938	4,795	180,488	-
Less deferred amount on refunding	(49,333)	-	24,668	(24,665)	-
Total governmental activities	<u>\$ 34,805,071</u>	<u>\$ 17,182,118</u>	<u>\$ (16,174,926)</u>	<u>\$ 35,812,263</u>	<u>\$ 2,625,000</u>
	Balance at 12/31/11	Additions	Retirements	Balance at 12/31/12	Due Within One Year
<u>Business-Type Activities:</u>					
Revenue bonds	\$ 33,055,294	\$ 1,112,596	\$ (1,464,000)	\$ 32,703,890	\$ 1,511,000
Less bond amortization costs	290,915	-	10,838	301,753	-
Less deferred amount on refunding	(69,323)	-	15,404	(53,919)	-
Total business-type activities	<u>\$ 33,276,886</u>	<u>\$ 1,112,596</u>	<u>\$ (1,437,758)</u>	<u>\$ 32,951,724</u>	<u>\$ 1,511,000</u>
Total Long-term Obligations	<u>\$ 68,081,957</u>	<u>\$ 18,294,714</u>	<u>\$ (17,612,684)</u>	<u>\$ 68,763,987</u>	<u>\$ 4,136,000</u>

NOTE 11 – LONG-TERM OBLIGATIONS (CONTINUED)

Long-term bonded debt outstanding as of December 31, 2012, consists of the following

	Date of Issuance	Authorized and Issued	Interest Rate	Maturity Date	Principal Outstanding	Interest to Maturity
GENERAL OBLIGATION BONDS:						
Sewer Ref - 2003	12/1/2003	\$21,875,000	3.65-4.0	3/1/2014	\$4,665,000	\$184,293
Sewer Ref - 2012			3.65-4.0		12,500,000	1,003,628
TOTAL GENERAL OBLIGATION BONDS					<u>17,165,000</u>	<u>1,187,921</u>
PUBLIC IMPROVEMENT BONDS:						
PIST Series 2003	7/1/2003	4,735,000	3.15-3.5	6/20/2023	3,130,000	787,215
Sales Tax Revenue (2004)	8/1/2004	790,000	3.85-5.0	8/1/2014	185,000	12,465
Sales Tax Revenue (2007)	6/1/2007	920,000	4.45-6.45	8/1/2031	805,000	458,400
TOTAL PUBLIC IMPROVEMENT BONDS					<u>4,120,000</u>	<u>1,258,080</u>
REVENUE BONDS:						
Consol. WW & Wstwr - Ref (2007A)	1/30/2007	23,975,000	4.0-5.0	7/1/2036	23,975,000	18,591,491
Consol. WW & Wstwr - Ref (2007B)	1/30/2007	5,780,000	4.00	7/1/2016	3,505,000	358,200
Sewer Revenue Bonds - 1994	6/24/1994	6,300,000	2.95	7/1/2015	1,195,000	71,243
PIST Revenue Bond, Series 2010 DEQ	8/25/2010	6,500,000	.95 %	11/1/2030	4,028,890	125,130
TOTAL REVENUE BONDS					<u>32,703,890</u>	<u>19,146,064</u>
TOTALS					<u>\$ 53,988,890</u>	<u>\$ 21,592,065</u>

Public improvement and general obligation bonds accounted for in the Debt Service Funds are serviced through the collection of parish ad valorem taxes and sales taxes. The revenue bonds accounted for in the Enterprise Funds are serviced by revenues from operations. In 2010 St Charles Parish was awarded a Public improvement Sales Tax Revenue bond which is to cover construction costs up to \$6,500,000. As of December 31, 2012 the Parish had only incurred \$4,633,890 of costs therefore, the Parish has only drawn down on \$4,633,890 of the \$6,500,000.

Long-term bonded debt totaling \$32,703,890 includes \$1,511,000 of bonds payable within one year, which is included in the payables from restricted assets for the Enterprise Funds on Exhibit A.

Wastewater (403)	\$ 385,000
Wastewater (406)	306,000
Waterworks (432)	<u>820,000</u>
	<u>\$1,511,000</u>

The outstanding bonds secured by ad valorem taxes consist of general obligation bonds. These bonds, presented in the previous table, totaled \$17,165,000 In accordance with Louisiana Revised Statute 39:562, the Parish is legally restricted from incurring long-term bonded debt secured by ad valorem taxes in excess of ten percent of the assessed value for taxable property in the Parish for any one purpose. The statutory debt limit for the Parish as reported at December 31, 2012 was \$125,593,253.

NOTE 11 – LONG-TERM OBLIGATIONS (CONTINUED)

The annual requirements to amortize all long-term obligations (including interest of \$21,592,065 outstanding at December 31, 2012 are as follows:

Maturity	General Obligation Bonds	Public Improvement Bonds	Total General Long-Term Obligations	Revenue Bonds	Total Bonds
2013	\$ 2,290,000	\$ 335,000	\$ 2,625,000	\$ 1,511,000	\$ 4,136,000
2014	2,375,000	360,000	2,735,000	1,563,000	4,298,000
2015	2,595,000	275,000	2,870,000	1,616,000	4,486,000
2016	2,670,000	285,000	2,955,000	1,248,000	4,203,000
2017	2,745,000	300,000	3,045,000	1,061,000	4,106,000
2018-2022	4,490,000	1,735,000	6,225,000	5,917,000	12,142,000
2023-2027	-	590,000	590,000	6,247,890	6,837,890
2028-2032	-	240,000	240,000	6,810,000	7,050,000
2033-2037	-	-	-	6,730,000	6,730,000
	<u>17,165,000</u>	<u>4,120,000</u>	<u>21,285,000</u>	<u>32,703,890</u>	<u>53,988,890</u>
Plus amounts representing interest:					
2013	\$ 366,793	\$ 165,336	\$ 532,129	\$ 1,346,321	\$ 1,878,450
2014	277,500	153,116	430,616	1,300,786	1,731,402
2015	206,126	139,436	345,562	1,253,400	1,598,962
2016	157,688	129,456	287,144	1,204,106	1,491,250
2017	107,870	118,941	226,811	1,165,297	1,392,108
2018-2022	71,944	408,720	480,664	5,225,742	5,706,406
2023-2027	-	111,710	111,710	4,107,162	4,218,872
2028-2032	-	31,365	31,365	2,681,250	2,712,615
2033-2037	-	-	-	862,000	862,000
	<u>1,187,921</u>	<u>1,258,080</u>	<u>2,446,001</u>	<u>19,146,064</u>	<u>21,592,065</u>
Totals	<u>\$ 18,352,921</u>	<u>\$ 5,378,080</u>	<u>\$ 23,731,001</u>	<u>\$ 51,849,954</u>	<u>\$ 75,580,955</u>

Defeasance of Debts

On April 10, 2012, the Parish defeased \$13,593,711 of 1997 and 1998 Series of General Obligation Bonds by placing the proceeds of the new \$12.5 million General Obligation Bonds in an irrevocable trust to provide from all future debt service payments of the defeased bonds. Accordingly, the trust account assets and liabilities for the defeased bonds are not included in the Parish's financial statements. The difference between cash flows required to service the old debt and the cash flows required to service the new debt totaled \$1,199,001. An economic gain (difference between the present value of the old debt and new debt service payments) of \$1,141,420 resulted from the refunding. The average interest rate of the old debt was 3.95% whereas the new debt has an average interest of 1.84%.

Arbitrage Liability

Section 148 of the Internal Revenue Code of 1986, as amended, requires that issuers of tax-exempt debt make arbitrage calculations annually on bonds issued after August 31, 1986, to determine whether an arbitrage rebate liability exists between the issuer and the U. S. Department of the Treasury. Arbitrage is the difference (or profit) earned from borrowing funds at tax-exempt rates and investing the proceeds in higher yielding taxable securities. Arbitrage rebate calculations made on December 31, 2012, for the Parish shows that there were no arbitrage rebate liabilities due the U. S. Department of Treasury.

NOTE 12 – PAYABLE FROM RESTRICTED ASSETS

A summary of the proprietary funds' payable from restricted assets by account is as follows:

	Waterworks Utility System	Wastewater Utility System	Total
Current Maturities of Long-Term Debt	\$ 820,000	\$ 691,000	\$ 1,511,000
Accrued Interest Payable	-	-	-
Customer Deposits	1,428,655	-	1,428,655
Totals	\$ 2,248,655	\$ 691,000	\$ 2,939,655

NOTE 13 – FUND EQUITY

The nature and purpose of designations of net assets are as follows:

Net Assets Restricted for debt service

This represents the amount restricted for paying principal and interest of the Waterworks and Wastewater proprietary funds.

Net Assets Restricted for capital projects

This represents the amount restricted for construction and improvements to the water and wastewater systems.

The following illustrates the specific purposes of each classification of fund balance in the financial statements:

2012	General Fund	Public Roads	Recreation	Sewer General Obligation Sinking	Nonmajor Governmental Funds	Total
Nonspendable:						
Prepaid Items	\$202,327	\$198	\$1,075	\$ -	\$66,273	\$269,873
Total Nonspendable:	202,327	198	1,075	-	66,273	269,873
Restricted:						
Maintenance/Operations		28,993,177	302,919	-	-	29,296,096
Capital Project					1,884,367	1,884,367
Debt Service	-	-		3,337,088	1,254,569	4,591,657
Special Revenue					3,263,986	3,263,986
Grant Programs	260,178	2,028,205	-	-	-	2,288,383
Total Restricted:	260,178	31,021,382	302,919	3,337,088	6,402,922	41,324,489
Committed:						
Capital Projects	5,052,002	3,430,661	184,134	-	1,545,909	10,212,706
Maintenance/Operations	7,000,000	-	-	-	-	7,000,000
Total Committed:	12,052,002	3,430,661	184,134	-	1,545,909	17,212,706
Assigned:						
Capital Projects	18,787,376	-	-	-	-	18,787,376
Maintenance/Operations	3,830,560	-	-	-	36,007	3,866,567
Insurance Claims	1,227,369	-	-	-	-	1,227,369
Total Assigned:	23,845,305	-	-	-	36,007	23,881,312
Unassigned	6,466,751	-	-	-	(7,669)	6,459,082
Totals	\$ 42,826,563	\$ 34,452,241	\$ 488,128	\$ 3,337,088	\$ 8,043,442	\$89,147,462

NOTE 14 – PROPERTY TAXES

Ad valorem taxes are levied on real property as of November 15th of each year to finance the budget for the following year. The tax is due and becomes an enforceable lien on the property after being filed with the Louisiana Tax Commission by the St. Charles Parish Assessor's office (usually November 15th). The tax becomes delinquent on December 31st. Taxes are billed and collected by the St. Charles Parish Sheriff's office.

At the governmental fund level, property taxes that are measurable and available (receivable within the current period and collected within that period or within 60 days thereafter) are recognized as revenue in the year of the levy. Therefore, 2011 property tax that was levied to finance the budget for 2012 is recorded as revenue for the 2012 fiscal year. The property taxes that are measurable, but not available, are recorded net of estimated uncollectible amounts. The 2012 tax levy, which was levied to finance the budget for 2013, is recorded net of adjustments, as unearned revenue

Property taxes are levied each November 15th on the assessed value listed as of the prior January 1st for all real property, merchandise, and movable property located in the Parish. Assessed values are established by the St. Charles Parish Assessor's office and the Louisiana Tax Commission at percentages of actual value, as specified by the Louisiana law. An assessment of all property is required to be completed no less than every four years. The taxable assessed value, upon which the 2012 levies are based, was \$1,156,937,634 and the Homestead Exemption was \$98,994,895. The total 2012 assessed value was \$1,255,932,529.

NOTE 15 – SALES AND USE TAXES

The Parish levies one percent, one-half percent, three-eighth percent, and one-eighth percent sales and use taxes. The Parish and the St. Charles Parish School Board have entered into an agreement in which the School Board collects the Parish's sales and use taxes for a stipulated fee. The School Board remits the proceeds of the sales and use taxes to the Parish on a monthly basis. The amount due from the School Board at December 31, 2012 was \$4,495,799.

The one percent sales and use tax ordinance stipulates that the proceeds derived from the tax must be used for the purpose of constructing, acquiring, improving, operating, and maintaining drains, drainage canals, pumps, and pumping plants, dykes, and levees, and related machinery and equipment; and opening, constructing, maintaining, and improving roads, street, and bridges, and purchasing machinery and equipment in connection therewith. The proceeds are subject to funding negotiable bonds for any of the above described capital purposes and providing for reserves in connection therewith. The one-half percent and three-eighth percent sales and use taxes ordinances stipulate that the proceeds derived from the taxes must be used for any lawful public purpose and for funding of bonds for constructing, acquiring and developing capital improvements in the Parish and providing for reserves in connection therewith. The one-eighth percent sales and use tax is to be used for fire protection in the Parish, including but not limited to constructing, maintaining, and operating the Parish's fire protection facilities and for funding bonds for the purpose of acquiring buildings, machinery, and equipment for the Parish and for funding appropriate reserve requirements.

NOTE 16 – RISK MANAGEMENT

The Parish is exposed to various losses related to tort; theft of, damage to, and destruction of assets; errors and omissions; injuries to employees; and natural disasters. The Parish purchases commercial insurance for claims in excess of \$50,000 per occurrence and \$500,000 in aggregate for property, employee, automobile and general liability coverage. To account for and finance these losses, the parish established a “Liability Insurance Claims Payable” account with in the General Fund. All Funds of the Parish, except for the capital projects and debt service funds participate in the account and make payments to it based on management’s estimates of the amounts needed to pay prior and current year claims. The Parish records the aggregate deductible in the General Fund and is reduced as claims are paid. The balance is approximately \$1,227,369 at December 31, 2012. There were no significant reductions in insurance coverage from that of the prior year. The amount of settlements did not exceed the commercial insurance coverage in any of the past three fiscal years.

The claims liability of \$1,227,369 (which includes an estimated liability for claims incurred but not reported of \$14,100) is reported in the General Fund at December 31, 2012. These liabilities are based on requirements of the Governmental Accounting Standards Board Statement No. 10, “Accounting and Financial Reporting for Risk Financing and Related Insurance Issues”, which require that a liability for claims be reported if information prior to the issuance of the financial statements and the amount of loss can be reasonably estimated. Governmental Accounting Standards Board Statement No. 30, “Risk Financing Omnibus- An Amendment of GASB Statement No. 10” requires that specific, incremental claim adjustment expense and estimated recoveries be considered in calculating the claims liability.

Changes in the balances of claims liabilities during years 2009 through 2011 were as follows:

	<u>2010</u>	<u>2011</u>	<u>2012</u>
Liability at beginning of year	\$ 1,374,700	\$ 1,264,575	\$ 1,259,184
Current year claims and changes in estimates	524,454	487,935	568,102
Less claims payments	(634,579)	(493,326)	(599,917)
Balance at year end	<u>\$ 1,264,575</u>	<u>\$ 1,259,184</u>	<u>\$ 1,227,369</u>

NOTE 17 – COMMITMENTS AND CONTINGENCIES

a. Litigation

The Parish is a defendant in a number of claims and lawsuits resulting principally from personal injury, property damage, and construction claims. These claims are outside of the insurance coverage discussed in the Risk Management note to the financial statements. The Parish Attorney has reviewed these claims and lawsuits in order to evaluate the likelihood of an unfavorable outcome to the Parish and to arrive at an estimate, if any, of the amount or range of potential loss to the Parish. As a result of such review, the various claims and lawsuits have been categorized into “probable”, “reasonably possible”, and “remote” contingencies, as defined in National Council on Governmental Accounting Statement 4 for Claims and Judgments. There were no loss contingencies categorized as “probable”; therefore none have been accrued as liabilities on the Statement of Net Assets as claims payable.

The Parish is also a defendant in various lawsuits categorized as “reasonably possible”, for which the Parish Attorney has indicated that estimates of potential losses are unavailable. In the opinion of management, the ultimate liabilities, if any, resulting from these lawsuits will not have a material adverse effect on the Parish’s operations or financial condition.

b. Federally Assisted Programs

The Parish receives significant assistance from numerous federal and state governmental agencies in the form of grants. The disbursement of funds received under these programs generally requires compliance with terms and conditions specific to the grant agreements. The programs are audited in accordance with the Single Audit Act of 1996 Amendment. They are also subject to further examination by the grantor agency.

NOTE 17 – COMMITMENTS AND CONTINGENCIES (CONTINUED)

c. Intergovernmental Agreements

The Council adopted ordinance number 99-9-25 approving and authorizing the execution of an intergovernmental agreement between the Parish and the St. Charles Parish Law Enforcement District for funding the St. Charles Parish Correctional Center and ordinance number 04-12-3 amending the fee paid per day. The agreement provides for payment to the District for housing local pretrial prisoners sentenced to Parish time in the amount of \$24.39 per day.

The Council adopted ordinance number 10-4-13 to authorize a Cooperative Agreement between the Parish and the Louisiana Department of Natural Resources for operation, maintenance., repair, replacement, and rehabilitation of the Davis Pond Fresh Water Diversion Project from February 1, 2011 through January 31, 2016.

The Council adopted ordinance number 11-4-11 to approve and authorize the execution of the Reach 1A- Reach 1B Pump Stations Cooperative Endeavor Agreement between Ponchartrain and Vicinity Hurricane Protection Levee Pump Stations in St. Rose.

The Council adopted ordinance number 12-4-12 to approve and authorize the execution of an agreement with St. Charles Parish Community Services and the St. Charles Parish School Board for a Summer Food Service Program from June 4, 2012 through July 12, 2012.

The Council adopted ordinance number 11-4-32 to approve and authorize the execution of the Home Investment Partnership Act Consortium Cooperation Agreement for Fiscal Year 2012, 2013 and 2014 with the Parish of Jefferson and the City of Kenner.

The Council adopted ordinance number 11-12-5 to amend ordinance number 09-5-13, an agreement with the Louisiana Department of Transportation and Development for the St. Charles Parish Eastbank Multi-use Path, Phase IV State Project No. 744-45-0009, Federal Aid Project No. enh-4508(504), to provide and increase in Federal Funding.

The Council adopted ordinance number 12-4-11 to approve and authorize the execution of an Intergovernmental agreement between St. Charles Parish and the River Parish Transit Authority(RTPA) to provide supplemental funding for the operation of public transit systems.

The Council adopted resolution number 5836 to approve and authorize the execution of an agreement between the State of Louisiana Department of Transportation and Development and St. Charles Parish for funding of the St. Charles Eastbank Mississippi River Levee Multi-use Path, Phase V, State Project No. 744-45-0011, Federal Aid Project No. ENH-4510(501).

The Council adopted resolution number 5837 to approve and authorize the execution of an agreement between the State of Louisiana Department of Transportation and Development and St. Charles Parish for funding of the St. Charles Westbank Mississippi River Levee Multi-use Path, Phase III, State Project No. 744-45-0010, Federal Aid Project No. ENH-4510(500).

The Council adopted resolution number 5821 to approve and authorize the execution of an agreement between the State of Louisiana Division of Administration and St. Charles Parish for funding of a water line upgrade along Evangeline Road in Montz through the Louisiana Office of Community Development's FY 2010-2011 Community Water Enrichment Fund, CWEF File# 1011-CWEF-STC-001. On January 23, 2012 an amendment to this grant was made to change the scope of the original project to refurbish the East Bank Plant Clarifier C.

The Council adopted resolution number 5839 to authorize St. Charles Parish to enter into an agreement with the State of Louisiana, Department of Transportation and Development under the Louisiana Statewide Flood Control Program for assistance in the implementation of a flood control improvement project, the State Project No. H.009257; providing for the necessary documentation of the need for flood control improvement; and providing for other matters in connection therewith.

NOTE 17 – COMMITMENTS AND CONTINGENCIES (CONTINUED).

c. Intergovernmental Agreements (Continued)

The Council adopted resolution number 5844 to authorize the execution of Second Amendment to Cooperative Endeavor Agreement between State of Louisiana, Division of Administration, Office of Community Development Disaster Recovery Unit and St. Charles Parish, CFMS# 684276, to secure additional Community Development Block Grant (CDBG) Disaster Recovery Program funds through the Economic Revitalization Program in the amount of \$3,000,000 for the purpose of funding recovery projects in St. Charles Parish.

The Council adopted resolution number 5882 to approve and authorize the execution of a cooperative endeavor agreement between the State of Louisiana and St. Charles Parish for funding of the construction of the West Bank Hurricane Protection Levee; FP&C project No. 50-J45-11-01.

The Council adopted resolution number 5883 to approve and authorize the execution of a cooperative endeavor agreement and an Amendment No. 1 between the U.S. Department of Housing and Urban Development(HUD) and St. Charles Parish for funding of the LA 52 (Paul Mallard Road) Corridor Revitalization Plan, HUD Appropriation No. 861/30162, Reservation No. CCPLA0053-11.

The Council adopted resolution number 5906 to approve and authorize the execution of an agreement between the State of Louisiana Division of Administration and St. Charles Parish for funding in the amount of \$142,800.00 for the LA18 Cast Iron Water Main Replacement in Hahnville through the Louisiana Office of Community Development's FY 2011-2012 Community Water Enrichment Fund, CWEF File # 1112-CWEF-STC-0001.

The Council adopted resolution number 5916 to approve and authorize the execution of a contract with the State of Louisiana Division of Administration for the FY2012 Louisiana Community Development Block Grant(LCDBG) Program for the funding in the amount of \$800,000.00 for the Boutte and Luling Sanitary Sewer Rehabilitation , Parish Project No. S110302.

The Council adopted resolution number 5920 to approve and authorize the execution of an agreement between the State of Louisiana Department of Transportation and Development and St. Charles Parish for the funding of St. Charles East Bank Levee Multi-Use Path, Phase VI State Project No. H. 009763, Federal Aid Project No/ H009763.

The Council adopted resolution number 5926 to approve and authorize the execution of an agreement between the State of Louisiana Department of Transportation and Development (DOTD), the Regional Planning Commission and St. Charles Parish for the funding of LA 52(Paul Mallard Road) Widening Stage 1- Environmental Assessment, State Project No. H.004876, Federal Aid Project No. H004876.

The Council adopted a resolution number 5930 authorizing St. Charles Parish to enter into an agreement with the State of Louisiana Department of Transportation and Development under the Louisiana Statewide Flood Control Program for assistance in the implementation of Willowridge Pump Station, State Project No. H.010102; providing for the necessary documentation of the need for the flood control improvement; and providing for other matters in connection therewith.

The Council adopted a resolution number 5942 to approve and authorize an agreement between the State of Louisiana Department of Transportation and Development and St. Charles Parish for funding in the amount of \$90,250.00, for the St, Charles Parish Portable Message Boards, State Project No. H.010215.

The Council adopted resolution number 5944 to approve and authorize the execution of an agreement between the State of Louisiana Department of Culture, Recreation, and Tourism, Office of State Parks, Division of Outdoor Recreation and St. Charles Parish for funding in the amount of \$200,000.00 for Rathborne Park Improvements (formerly known as Continued Development of Rathborne Park), Federal Project No. 22-00929.

NOTE 17 – COMMITMENTS AND CONTINGENCIES (CONTINUED).

d. Economic Development Agreements

The Parish has entered into an agreement with Randa Corporation in 2002 set to end 2024 to promote economic development in the Parish. The agreement required the Parish to issue economic development revenue bonds to provide financial assistance to Randa Corp., which is not a part of the Parish's financial reporting entity. The bonds, used for the acquisition and construction of Randa's corporate headquarters and distribution facility, are included in the amount reported as conduit debt. As a part of the agreement to attract this project, the Parish has agreed to provide a cash incentive to Randa based on an average number of St. Charles Parish residents employed at the project on a full time basis. If certain conditions are met the Parish will be required to provide \$185,000 the sixth through tenth year and no annual credit years twelve through twenty-two. The project entered the tenth year in 2012.

NOTE 18 – CONDUIT DEBT OBLIGATIONS

From time to time, the Parish has issued environmental improvement and industrial development revenue bonds to provide financial assistance to private-sector entities that are not a part of the Parish's financial reporting entity. The bonds are used for the acquisition and construction of environmental improvement, industrial and commercial facilities deemed to be in the public interest. They are secured by the property financed, separate pledges of income and revenues, or monies derived from sale of the applicable projects. Upon repayment of the bonds, ownership of the acquired facilities transfers to the private-sector entity served by the bond issuance. Neither the Parish, nor the State, nor any political subdivision thereof is obligated in any manner for repayment of the bonds. Accordingly the bonds are not reported as liabilities in the accompanying financial statements. As of December 31, 2012, there were two series of industrial development revenue bonds outstanding, with an aggregate amount payable of \$7,444,583.

NOTE 19 – POST RETIREMENT HEALTHCARE AND LIFE INSURANCE BENEFITS

The Parish's post retirement healthcare and life insurance benefits policy established by the Parish President, provides certain healthcare and life insurance benefits for its retired employees and elected officials. Any elected parish official that has served a minimum of seven and one-half years in office and was an active member of the Parish's health insurance program for at least three consecutive years prior to leaving office is eligible to continue receiving health insurance benefits upon retirement or separation. The election to carry health insurance must be made at the time of retirement or separation. At age 65, retirees' coverage continues as Medicare supplement if the retiree is Medicare eligible. The Parish pays the retirees with a minimum of 20 years service the same percentage as active employees. Retirees with 10 to 19 years of service pay 75% and the Parish pays 25% of the premium. In the government funds, the Parish's contributions are financed on a pay-as-you-go basis. Expenditures of \$445,149 were recognized for post retirement healthcare in 2012. Retired employees paid premiums of \$108,191 for post retirement healthcare in 2012. Substantially all of the Parish employees become eligible for these benefits if they reach normal retirement age while working for the Parish. These benefits are provided through an insurance company. There were sixty-three participants in the Parish's post retirement benefits program at December 31, 2012.

Employees are covered by a retirement system whose retirement eligibility (D.R.O.P. entry) provisions as follows: 30 years of service at any age; age 55 and 25 years of service; age 62 and 10 years of service; or, age 65 and 7 years of service. Complete plan provisions are included in the official plan documents.

Contribution Rates- Employees do not contribute to their post employment benefits costs until they become retirees and begin receiving those benefits. The plan provisions and contribution rates are contained in the official plan documents.

NOTE 19 – POST RETIREMENT HEALTHCARE AND LIFE INSURANCE BENEFITS (CONTINUED)

Plan Description. St. Charles Parish’s medical benefits are provided through a comprehensive medical plan and are made available to employees upon actual retirement.

Fund Policy- Until 2008, St. Charles Parish recognized the cost of providing post-employment medical benefits (St. Charles Parish’s portion of the retiree medical benefit premiums) as an expense when the benefit premiums were due and thus financed the cost of the post-employment benefits on a pay-as-you-go basis. In 2012 and 2011, the Parish’s portion of health care funding cost for retired employees totaled \$674,472 and \$424,972, respectively.

Effective January 1, 2008, St. Charles Parish implemented Government Accounting Standards Board Statement Number 45, *Accounting and Financial Reporting by Employers for Post Employment Benefits Other than Pensions* (GASB 45). This amount was applied toward the Net OPEB Benefit Obligation as shown in the following table.

Annual Required Contribution- St. Charles Parish’s Annual Required Contribution (ARC) is an amount actuarially determined in accordance with GASB 45. The Annual Required Contribution (ARC) is the sum of the Normal Cost plus the contribution to amortize the Unfunded Actuarial Accrued Liability (UAAL). A level dollar, open amortization period of 30 years (the maximum amortization period allowed by GASB 43/45) has been used for the post-employment benefits. The actuarially computed ARC is as follows:

	<u>2012</u>	<u>2011</u>
Normal Cost	\$1,737,996	\$ 1,559,454
30-year UAL amortization amount	<u>2,502,952</u>	<u>2,073,989</u>
Annual required contribution (ARC)	<u>\$4,240,948</u>	<u>\$ 3,633,443</u>

Net Post-employment Benefit Obligation (Asset) - The table below shows St. Charles Parish’s Net Other Post-employment Benefit (OPEB) Obligation for fiscal year ending December 31:

	2012	2011
Beginning Net OPEB Obligation	\$ 9,751,465	\$ 6,661,774
Annual required contribution	4,240,948	3,633,443
Interest on Net OPEB Obligation	+390,059	+266,471
ARC Adjustment	<u>-563,929</u>	<u>-385,251</u>
OPEB Cost	4,067,078	3,514,663
Contribution	0	0
Current year retiree premium	-674,472	-424,972
Change in Net OPEB Obligation	<u>+3,392,606</u>	<u>+3,089,691</u>
Ending Net OPEB Obligation	<u>\$ 13,144,071</u>	<u>\$ 9,751,465</u>

The following table shows St. Charles Parish’s annual post employment benefits (PEB) cost, percentage of the cost contributed, and the net unfunded post employment benefits (PEB) liability for last year and this year:

<u>Fiscal Year Ended</u>	<u>Annual OPEB Cost</u>	<u>Percentage of Annual Cost Contributed</u>	<u>Net OPEB Liability (Asset)</u>
December 31, 2012	\$4,067,078	16.58%	\$13,144,071
December 31, 2011	\$3,514,663	12.09%	\$9,751,465

NOTE 19 – POST RETIREMENT HEALTHCARE AND LIFE INSURANCE BENEFITS (CONTINUED)

Funded Status and Funding Progress- In 2012 and 2011, St. Charles Parish made no contributions to its post employment benefits plan. The plan was not funded, has no assets, and hence has a funded ratio of zero. Based on January 1, 2012, actuarial valuation, the most recent valuation, the Actuarial Accrued Liability (AAL) at the end of the year December 31, 2012 was \$43,281,074 which is defined as that portion, as determined by a particular actuarial cost method (St. Charles Parish uses the Unit Credit Cost Method), of the actuarial present value of post employment plan benefits and expenses which is not provided by normal cost.

	2012	2011
Actuarial Accrued Liability (AAL)	\$ 43,281,074	\$ 37,297,953
Actuarial Value of Plan Assets	<u>0</u>	<u>0</u>
Unfunded Act. Accrued Liability (UAAL)	<u>\$ 43,281,074</u>	<u>\$ 37,297,953</u>
Funded Ratio (Act. Val. Assets/AAL)	0.00%	0.00%
Covered Payroll (active plan members)	\$ 25,408,515	\$ 22,040,873
UAAL as a percentage of covered payroll	170.34%	169.22%

Actuarial Methods and Assumptions- Actuarial valuations involve estimates of the value of reported amounts and assumptions about the probability of events far into the future. The actuarial valuation for post employment benefits includes estimates and assumptions regarding (1) turnover rate; (2) retirement rate; (3) health care cost trend rate; (4) mortality rate; (5) discount rate (investment return assumption); and (6) the period to which the costs apply (past, current, or future years of service by employees). Actuarially determined amounts are subject to continual revision as actual results are compared to past expectations and new estimates are made about the future.

The actuarial calculations are based on the types of benefits provided under the terms of the substantive plan (the plan is understood by St. Charles Parish and its employee plan members) at the time of valuation and on the pattern of sharing costs between St. Charles Parish and its plan members to that point. The projection of benefits for financial reporting purposes does not explicitly incorporate the potential effects of legal or contractual funding limitations on the pattern of cost sharing between St. Charles Parish and plan members in the future. Consistent with the long-term perspective of actuarial calculations, the actuarial methods and assumptions used include techniques that are designed to reduce short-term volatility in actuarial liabilities and the actuarial value of assets.

Actuarial Cost Method- The ARC is determined using the Projected Unit Credit Cost Method. The employer portion of the cost for retiree medical care in each future year is determined by projecting the current cost levels using the healthcare cost trend rate and discounting this projected amount to the valuation date using the other described pertinent actuarial assumptions, including the investment return assumption (discount rate), mortality, and turnover.

Actuarial Value of Plan Assets- There are not any plan assets. It is anticipated that in future valuations, should funding take place, a smoothed market value consistent with Actuarial Standards Board ASOP 6, as provided in paragraph number 125 of GASB Statement 45.

Turnover Rate- An age-related turnover scale based on actual experience has been used. The rates, when applied to the active employee census, produce a composite average annual turnover of approximately 10%.

Post employment Benefit Plan Eligibility Requirements- Based on past experience, it has been assumed that entitlement to benefits will commence three years after eligibility to enter the D.R.O.P., as described above under "Plan Description", and further that employees will enter retirement three years after the end of the D.R.O.P. period. Medical benefits are provided to employees upon actual retirement. Entitlement to benefits continues through Medicare to death.

Investment Return Assumption (Discount Rate)- GASB Statement 45 states that the investment return assumption should be the estimated long-term investment yield on the investments that are expected to be used to finance the payment of benefits (that is, for a plan which is funded). Based on the assumption that the ARC will not be funded, a 4% annual investment return has been used in this valuation.

NOTE 19 – POST RETIREMENT HEALTHCARE AND LIFE INSURANCE BENEFITS (CONTINUED)

Health Care Cost Trend Rate- The expected rate of increase in medical cost is based on projections performed by the Office of the Actuary at the Centers for Medicare & Medicaid Services as published in National Health Care Expenditures Projections: 2003 to 2013, Table 3: National Health Expenditures, Aggregate and per Capita amounts, Percent Distribution and Average Annual Percent Change by Source of Funds: Selected Calendar Years 1990-2013, released in January, 2004 by the Health Care Financing Administration (www.cms.hhs.gov). "State and Local" rates for 2008 through 2013 from this report were used, with rates beyond 2013 graduated down to an ultimate annual rate of 5.0% for 2016 and later.

Mortality Rate- The 1994 Group Annuity Reserving (94GAR) table, projected to 2002, based on a fixed blend of 50% of the unloaded male mortality rate and 50% of the unloaded female mortality rates, was used. This is the published mortality table which was designed to be used in determining the value of accrued benefits in defined benefit pension plans.

Method of Determining Value of Benefits- The "value of benefits" has been assumed to be the portion of the premium after retirement date expected to be paid by the Employer for each retiree and has been used as the basis for calculating the actuarial present value of OPEB benefits to be paid.

For those employees retiring with at least 20 years of service, the employer pays the same percentage of the premium as for active employees (88% for HMO and 86% for PPO). For those employees retiring with at least 10 but less than 20 years of service, the employer pays 25% of the premium.

The rates provided are "blended" rates before Medicare eligibility. Since GASB 45 mandates the "unblended" rates be used, we have estimated the "unblended" rates for retirees before Medicare eligibility to be 130% of the blended rate. The employee contribution is therefore the unblended total rate less the retiree contribution as a percentage of the blended rate. The rates after Medicare eligibility have been assumed to be unblended.

Inflation Rate- Included in both the Investment Return Assumption and the Healthcare Cost Trend rates above is an implicit inflations assumption of 2.50% annually.

Projected Salary Increases- This assumption is not applicable since neither the benefit structure nor the valuation methodology involves salary.

Post-retirement Benefit Increases- The plan benefit provisions in effect for retirees as of the valuation date have been used and it has been assumed for valuation purposes that there will not be any changes in the future.

Below is the summary of the OPEB cost and contributions for the last three fiscal calendar years.

OPEB Costs and Contributions

	FY 2010	FY 2011	FY 2012
OPEB Cost	\$ 3,428,468	\$ 3,514,663	\$ 4,067,078
Contribution	-	-	-
Retiree Premium	424,972	424,972	674,472
Total Contribution and Premium	<u>424,972</u>	<u>424,972</u>	<u>674,472</u>
Covered Payroll (active plan members)	<u>\$3,003,496</u>	<u>\$ 3,089,691</u>	<u>\$ 3,392,606</u>
% of Contribution Plus Premium to Cost	12.40%	12.09%	16.58%

NOTE 20 – PENSIONS

Substantially all employees of the Parish are members of the Parochial Employees’ Retirement System of Louisiana (System), a multiple employer (cost sharing), defined benefit public employee retirement system (PERS), controlled and administered by a separate board of trustees. The System is composed of two distinct plans, Plan A and Plan B, with separate assets and separate benefits provisions. All employees of the Parish are members of Plan A.

All permanent employees working at least 28 hours per week and who are paid wholly or in part from Parish funds are eligible to participate in the system. As of January 1, 1997, elected officials, excepting Parish Presidents, Coroners, and Justices of the Peace, may no longer join the retirement system. Under Plan A, employees hired prior to January 1, 2007 and who retire at or after age 65 with at least 7 years of credible service, at or after age 60 with at least 10 years of credible service, at or after age 55 with 25 years of credible service, or at any age with at least 30 years of service, are entitled to a retirement benefit, payable monthly for life, equal to 3 percent of their final average salary for each year of credible service. Employees hired January 1, 2007 and later who retire at or after age 67 with at least 7 years of credible service, at or after age 62 with at least 10 years of credible service, at or after age 55 with 30 years of credible service are entitled to retirement benefits monthly for life, equal to 3 percent of their final average salary for each year of credible service. Beginning January 1, 2002, active members may be eligible to retire at age 65 with 7 years of service credit. However, for those employees who were members of the supplemental plan only before January 1, 1980, the benefit is equal to one percent of the final average salary plus \$24 for each year of supplemental-plan-only service earned before January 1, 1980, plus 3 percent of the final average salary for each year of service credited after the revision date. For employees hired prior to January 1, 2007, final average salary is the employee’s average salary over 36 consecutive or joined months that produce the highest average. For employees hired January 1, 2007 and later the final average salary is the employee’s average salary over 60 consecutive months, etc. Employees who terminate with at least the amount of creditable service stated previously, and do not withdraw their employee contributions, may retire at the ages specified previously and receive the benefit accrued to their date of termination. The System also provides death and disability benefits. Benefits are established by state statute.

The System issues an annual publicly available financial report that includes financial statements and required supplementary information for the System. That report may be obtained by writing to the Parochial Employees’ Retirement System, Post Office Box 14619, Baton Rouge, Louisiana 70898-4619, or by calling (504) 928-1361.

Contributions to the System include one-fourth of one percent of the taxes shown collectible by the tax rolls of each parish, except Orleans and East Baton Rouge Parishes. The tax dollars are divided between Plan A and Plan B proportionately on the salaries of the active members of each plan. State statute requires covered employees to contribute 9.5 percent of their salaries to the System. As provided by Louisiana Revised Statute 11:103, the employer contributions are determined by actuarial valuation and are subject to change each year based on the valuation of the prior year.

The following provides certain disclosures for the Parish’s contributions to the System under Plan A.

	<u>2010</u>	<u>2011</u>	<u>2012</u>
Employer required contribution rate	15.75%	15.75%	15.75%
Covered payroll	\$ 19,151,606	\$ 19,140,980	\$ 21,005,062
Required employer contributions	\$ 3,016,378	\$ 3,014,704	\$ 3,308,297
Parish contributions	\$ 3,016,376	\$ 3,014,705	\$ 3,308,297
Percentage of Required	100%	100%	100%

NOTE 21 – SUBSEQUENT EVENTS

On March 25, 2013, the St. Charles Parish Council approved an ordinance establishing the creation of the St. Charles Parish Retiree Benefits Funding Trust, including the establishment of the Board of Trustees, in accordance with the United States Internal Revenue Code, Section 115 Retiree Benefits Trust for GASB 45 Compliance, the Louisiana Trust Code and Louisiana Law, pursuant to the St. Charles Parish Retiree Health Insurance Plan. This trust, which is expected to be fully implemented prior to the end of 2013, will begin with an initial balance of \$2.5 million.

On May 20, 2013, the St. Charles Parish Council approved an ordinance providing for the issuance and sale of \$2,620,000 of Sales Tax Refunding Bonds, Series 2013. This issuance represents a refunding of the original Series 2003 Bonds at a rate of 1.94% providing interest savings in excess of \$300 thousand over the remaining life of the bond. The expected closing date for this refunding is July 1, 2013.

St. Charles Parish has begun the process of transferring the Sunset Drainage District governing authority to the St. Charles Parish Council where in the Parish will assume control over the operations of the Sunset Drainage District. As the District has been unable to find an alternative source of funding thus resulting in their Comprehensive Annual Financial Report for 12/31/2012 reporting a substantial doubt about the District's ability to continue as a going concern, it is in the best interest of both Sunset Drainage District and St. Charles Parish to have the District and its operations assumed by the Parish. The merger is expected to take place by the end of fiscal year 2013.

NOTE 22 – SELECTED DISCLOSURES FOR DISCRETELY PRESENTED COMPONENT UNITS

Financial reporting standards require footnote disclosures on discretely presented component units considering both the unit's significance relative to the total discretely presented component units and the nature and significance of the unit's relationship to the primary government (the Parish). As such, the following disclosures are presented

a. Cash, Cash Equivalents, and Investments

1. Cash and Cash Equivalents

The discretely presented component units are required to invest idle funds within the same state statute as the primary government. Component unit deposits at their respective year ends are categorized below:

	Total Carrying Amount	Bank Balance
St. Charles Parish Communications District	\$ 483	\$ 483
St. Charles Parish Library Service District No. 1	1,280	1,280
Sunset Drainage District of St. Charles Parish	44,827	43,563
St. Charles Parish Hospital Service District	2,062,952	2,310,817
	<u>\$ 2,109,542</u>	<u>\$ 2,356,143</u>

Under state law, these deposits must be secured by either Federal deposit insurance or by the pledge of securities owned by a fiscal agent bank. The market value of the pledged securities plus the Federal deposit insurance must at all times equal or exceed the amount on deposit with the fiscal agent bank.

All component unit deposits were either FDIC insured or collateralized by securities pledged by the bank and held for the benefit of the component unit thereby eliminating their custodial credit risk.

NOTE 22 – SELECTED DISCLOSURES FOR DISCRETELY PRESENTED COMPONENT UNITS (CONTINUED)

a. Cash, Cash Equivalents, and Investments (continued)

2. Investments

	Carrying Amount	Amortized Cost/ Fair Value
St. Charles Parish Communications District:		
U. S. Agency Securities	\$ 507,281	\$ 507,281
LAMP	1,693,927	1,693,927
Total	<u>\$ 2,201,208</u>	<u>\$ 2,201,208</u>
St. Charles Parish Library Service District No. 1		
U. S. Agency Securities	\$ 2,010,965	\$ 2,010,965
LAMP	3,154,225	3,154,225
Total	<u>\$ 5,165,190</u>	<u>\$ 5,165,190</u>

The St. Charles Parish Communications District and the St. Charles Parish Library Service District No. 1 follow the same investment policy as the primary government. All investments in U. S. Agency Securities are insured or registered with securities in the name of the government and are rated AAA by Standard & Poor's and AAA by Moody's. These investments are limited to a maximum of three years as a means of managing its exposure to fair value losses arising from increasing rates. LAMP has a Standard & Poor's rating of AAA.

b. Capital Assets

A summary of changes in capital assets for the Parish's component units is as follows:

	Beginning Balance	Additions	Deletions	Adjustments	Ending Balance
St. Charles Parish Communications District					
Equipment	\$ 1,363,486	\$ 287,746	\$ -	\$ 4,880	\$ 1,656,112
Total depreciable	1,363,486	287,746		4,880	1,656,112
Less: Accumulated depreciation	(939,512)	(97,134)	\$ -	\$ (316)	(1,036,962)
Total St. Charles Parish Communications District	<u>\$ 423,974</u>	<u>\$ 190,612</u>	<u>\$ -</u>	<u>\$ 4,564</u>	<u>\$ 619,150</u>
St. Charles Parish Library Service District No. 1					
CIP	\$ -	\$ 76,841		\$ (76,841)	\$ -
Equipment	4,936,251	374,275	-	147,312	5,457,838
Total	4,936,251	451,116	-	70,471	5,457,838
Less: Accumulated depreciation	(3,269,782)	(348,025)	-	-	(3,617,807)
Total St. Charles Parish Library Service District No. 1	<u>\$ 1,666,469</u>	<u>\$ 103,091</u>	<u>\$ -</u>	<u>\$ 70,471</u>	<u>\$ 1,840,031</u>

NOTE 22 – SELECTED DISCLOSURES FOR DISCRETELY PRESENTED COMPONENT UNITS (CONTINUED)

b. Capital Assets (continued)

	Beginning Balance July 31, 2011	Additions	Deletions	Adjustments	Ending Balance July 31, 2012
Sunset Drainage District of SCP					
Capital assets not being depreciated:					
Equipment Repairs in Progress		\$ 99,031	\$ -	\$ -	\$ 99,031
Land	251,728	-	-	-	251,728
Total Capital Assets not being depreciated	251,728	99,031	-	-	350,759
Capital assets being depreciated:					
Equipment	859,250	-	(14,125)	-	845,125
Buildings	936,149	-	(108,955)	-	827,194
Total capital assets being depreciated:	1,795,399	-	(123,080)	-	1,672,319
Less: Accumulated depreciation	(1,590,785)	(45,475)	105,856	-	(1,530,404)
Total capital assets being depreciated, net:	204,614	(45,475)	(17,224)	-	141,915
Total Sunset Drainage District of St. Charles Parish capital assets, net	\$ 456,342	\$ 53,556	\$ (17,224)	\$ -	\$ 492,674
St. Charles Parish Hospital Service District					
Capital assets, not being depreciated:					
Land	\$ 1,862,780	\$ 59,336	\$ (1,045,440)	\$ -	\$ 876,676
CIP	1,975,729	3,503,104	(99,874)	-	5,378,959
Total Capital Assets not being depreciated	3,838,509	3,562,440	(1,145,314)	-	6,255,635
Capital assets being depreciated:					
Building & improvements	36,738,248	730,310	-	-	37,468,558
Equipment	20,320,257	452,586	(1,202,678)	-	19,570,165
Leasehold improvements	22,110	-	-	-	22,110
Vehicles	584,751	-	-	-	584,751
Total Capital Assets being depreciated	57,665,366	1,182,896	(1,202,678)	-	57,645,584
Less Accumulated depreciation for:					
Buildings & Improvements	(14,935,525)	(1,910,630)	-	-	(16,846,155)
Equipment	(16,396,265)	(1,000,664)	1,200,447	-	(16,196,482)
Leasehold Improvements	(14,289)	(3,604)	-	-	(17,893)
Vehicles	(364,013)	(110,672)	-	-	(474,685)
Total Accumulated Depreciation:	(31,710,092)	(3,025,570)	1,200,447	-	(33,535,215)
Total capital assets, being depreciated, net	25,955,274	(1,842,674)	(2,231)	-	24,110,369
Total St. Charles Parish Hospital Service District capital assets, net	\$ 29,793,783	\$ 1,719,766	\$ (1,147,545)	\$ -	\$ 30,366,004

NOTE 22 – SELECTED DISCLOSURES FOR DISCRETELY PRESENTED COMPONENT UNITS (CONTINUED)

c. Leases

The Library Service District has an operating lease for one of its branches. The total 2012 cost for the operating lease was \$9,000. The minimum annual commitments under non-cancelable operating leases for buildings are as follows:

	<u>Building</u>
2013	\$ 9,000
2014	1,500
2015	-
2016	-
Totals	<u>\$ 10,500</u>

d. Uncompensated Services

The Hospital provides care to patients who meet certain criteria under its charity care policy without charge or at amounts less than its established rates. Because the Hospital does not pursue collections of amounts determined to qualify as charity care, they are not reported as revenue. The Hospital maintains records to identify and monitor the level of charity care it provides to all of its qualifying patients. These records include the amounts of charges forgone for services and supplies furnished under its charity care policy

For the years ended July 31, 2012 and 2011, the Hospital wrote off a combined \$2,000,106 and \$1,242,649 respectively, of charity care against gross revenue.

e. Long-Term Obligations

Changes in long-term obligations of the Component Units are as follows:

	<u>Balance at July 31, 2011</u>	<u>Additions</u>	<u>Payments and Adjustments</u>	<u>Balance at July 31, 2012</u>	<u>Less Current Obligation</u>	<u>Long-Term Obligation</u>
Component Unit:						
Hospital Service District:						
Bonds payable	\$ 34,240,000	\$ 6,000,000	\$ (2,770,000)	\$ 37,470,000	\$ (2,960,000)	\$ 34,510,000
Certificates of Indebtedness	4,300,000		(4,300,000)	-	-	-
Capital Leases	189,200	-	(189,200)	189,200	-	189,200
Total Hospital Service District	<u>38,729,200</u>	<u>6,000,000</u>	<u>(7,259,200)</u>	<u>37,470,000</u>	<u>(2,960,000)</u>	<u>34,510,000</u>
Less: Unamortized Original Issue Discount	-	-	-	-	-	(84,821)
Total Unamortized Discount on B/P	<u>\$ 38,729,200</u>	<u>\$ 6,000,000</u>	<u>\$ (7,259,200)</u>	<u>\$ 37,470,000</u>	<u>\$ (2,960,000)</u>	<u>\$ 34,425,179</u>

NOTE 22 – SELECTED DISCLOSURES FOR DISCRETELY PRESENTED COMPONENT UNITS (CONTINUED)

BONDS PAYABLE

The following individual issues of the Hospital Service District, at fiscal year ending July 31, 2012, represent component Unit bonds payable and certificates of indebtedness:

	<u>Date of Issuance</u>	<u>Authorized and Issued</u>	<u>Interest Rate%</u>	<u>Maturity Date</u>	<u>Principal Outstanding</u>
General Obligation Bonds:					
Hospital 2003A	12/1/2003	\$ 2,745,000	3-4.5	3/1/2018	\$ 1,650,000
Hospital 2003B	12/1/2003	810,000	4.15-6	3/1/2018	500,000
Hospital 2004	3/1/2004	5,300,000	7.00	3/1/2024	3,550,000
Hospital 2005	4/1/2005	7,500,000	4.65	3/1/2025	5,025,000
Hospital 2006	4/1/2006	5,700,000	4.125-6.75	3/1/2026	4,020,000
Hospital 2007	4/1/2007	5,500,000	4-6.5	3/1/2027	5,335,000
Hospital 2009	4/1/2009	5,500,000	5.87-7.00	3/1/2029	5,355,000
Hospital 2009A	11/1/2009	1,000,000	4.25-5.00	3/1/2029	925,000
Hospital 2009B	8/1/2009	5,500,000	5.875-7.00	3/1/2029	4,625,000
Limited Tax Bond, Series 2008A	4/1/2008	6,300,000	4.979	3/1/2016	805,000
Limited Tax Bond, Series 2010	8/25/2010	1,000,000	5.50	3/1/2016	820,000
Limited Tax Bond, Series 2011	10/27/2011	6,000,000	3.75	7/15/2016	4,860,000
Total General Obligation Bonds					<u>37,470,000</u>
TOTAL					<u><u>\$ 37,470,000</u></u>

The annual requirements to amortize the Hospital Service District long-term obligations outstanding are as follows:

<u>July 31,</u>	<u>Principal & Interest</u>
2013	\$ 6,032,509
2014	6,060,572
2015	5,946,239
2016	6,093,994
2017	3,083,074
2018-2022	14,568,573
2023-2027	13,043,384
2028-2029	3,229,300
TOTALS	<u><u>\$ 58,057,645</u></u>

NOTE 22 – SELECTED DISCLOSURES FOR DISCRETELY PRESENTED COMPONENT UNITS (CONTINUED)

f. Pensions

1. St. Charles Parish Library Service District. No.1

	2010	2011	2012
Employer required contribution rate	15.75%	15.75%	15.75%
Covered payroll	\$ 1,426,333	\$ 1,596,198	\$ 1,677,225
Required employer contributions	\$ 224,647	\$ 251,402	\$ 264,164
Parish contributions	\$ 224,647	\$ 251,402	\$ 264,164

2. St. Charles Hospital Service District

Substantially all employees of the St. Charles Hospital Service District are members of the Parochial Employees Retirement System of Louisiana. Employees of the Parish are also participating in this plan. For a detailed plan description, see the Parish's note on Pensions. Retirement contributions for the St. Charles Hospital Service District totaled \$1,390,250 and \$1,915,479 for the years ended July 31, 2012 and 2011 respectively. The required rate of contribution was 9.50% for each year. In June 2011, the Hospital adopted a resolution to terminate the Hospital's participation in the system effective June 30, 2013.

g. Post Retirement Healthcare and Life Insurance Benefits

St. Charles Parish Library Service District No. 1

Substantially all employees of the St. Charles Parish Library Service District No. 1 are covered by the Parish's post retirement healthcare and life insurance benefits policy. For a detailed description, see the Parish's note on Post Retirement and Healthcare and Life Insurance Benefits. Expenditures of \$11,107 were recognized for post retirement healthcare in 2012. Retired employees paid premiums of \$5,831 for post retirement healthcare in 2012. There were three participants in the District's post retirement benefits program as of December 31, 2012.

h. Operating Results and Liquidity

St. Charles Parish Hospital Service District

As shown in the accompanying financial statements, the Hospital incurred an overall decrease in net assets of \$424,512 during the year ended July 31, 2012, and as of July 31, 2012, the Hospital's current liabilities exceeded its current assets.

Subsequent to the date of the financial statements, but prior to the date of the independent auditor's report, the Hospital has been in receipt of approximately \$5.3 million of Rural Hospital Grant reimbursements. Disproportionate Share reimbursements have been eliminated due to State of Louisiana budget short falls and replaced by Rural Hospital Grants. As a result of this change, the Rural Hospital Coalition in collaboration with the Jindal Administration was successful in replacing Disproportionate Share reimbursements to rural hospitals. The annual receipt of these funds is expected to continue.

The Hospital received approximately \$2.6 million of ad valorem taxes for maintenance during the fiscal year ending July 31, 2012, which was used to pay down the Taxable Limited Tax Bonds, Series 2008A, 2010 and 2011, in the amount of approximately \$1,495,000 as presented in Note 9. New Taxable Limited Tax Refunding Bonds, Series 2011 were issued in October, 2011. The purpose was to pay off the balance due on the Certificate of Indebtedness, Series 2010. The first of five payments of \$1,140,000 on the Series 2011 bond was paid in January 2012.

NOTE 22 – SELECTED DISCLOSURES FOR DISCRETELY PRESENTED COMPONENT UNITS (CONTINUED)

h. Operating Results and Liquidity (continued)

During the year ending July 31, 2011, the Hospital met the meaningful use definition to receive the maximum Medicare and Medicaid Electronic Health Record Incentive Payments of \$1,603,571. It is anticipated that the Hospital will continue to meet the future meaningful use definitions.

Actions taken by, and planned by, Hospital management to affect future operations include:

- The Hospital built a new state of the art Emergency Department which opened in May 2012. This enhanced the Hospital's ability to provide more efficient services to the residents of St. Charles Parish which has increased overall use of the facility. Emergency Department daily visits have increased from 34 visits per day to 40 visits per day since the opening of this new facility. (Unaudited)
- The chief financial officer continues to identify and help with management of costs of the Hospital. He has also been assigned the task of identifying areas of potential revenue growth opportunities. (Unaudited)
- In an effort to increase Hospital revenues, a successful bond issue of \$15,000,000 was approved by the residents of St. Charles Parish in April 2012. The Bond funds will be used to build an Outpatient Medical Center providing space and equipment to offer more comprehensive medical programs to the citizens of St. Charles Parish. In addition, the funds will be used to recruit physicians in the specialties of Cardiology, Digestive Care, Pulmonology, Orthopedics/Sports Medicine and Ophthalmology. The Bonds will also be used to equip the main hospital with state of the art equipment and staff for a Catheterization Lab and to purchase new ambulances to service both the East and West Banks of St. Charles Parish. The bond proceeds will also address the need for more primary care and after-hours care with a new, fully staffed, facility on the East Bank of St. Charles Parish. (Certain elements are unaudited.)
- The Hospital will add an interventional cardiologist to its staff on March 4, 2013, and plans to add a second interventional cardiologist by August 1, 2013. By the end of calendar year 2013 a complete Cardiac Catheterization Lab will be operational. (Unaudited)
- In September 2011, the Hospital entered into a cooperative agreement with Schonberg & Associates of Gulf Coast I, LLC (Schonberg), for the purpose of providing Schonberg's construction and operation of an assisted living facility on property owned by the Hospital. The purpose was accomplished through the formation of a limited liability company, Ashton Plantation Real Property, LLC (the Company), owned by the Hospital and Schonberg. The Hospital contributed land with a carrying value of \$1,045,440 as its capital contribution to the Company in exchange for 9.9% interest in the Company. If the Company is dissolved prior to September 1, 2015, the Company's assets will be liquidated and \$1,000,000 will be returned to the Hospital after payment is made to the creditors of the Company. The assisted living facility was completed and opened in January 2013.
- During the fiscal year ending July 31, 2012, the Hospital continued to make efforts to cut costs including but not limited to reductions of manpower and supply costs throughout the facility. The positive results of these cuts have been presented in trending reports for the first few months of the fiscal year ending July 31, 2013.
- The Cooperative Endeavor Agreement with Ochsner Clinic Foundation (Ochsner) has been extended. Pursuant to this agreement, Ochsner is required to provide, among other things: assistance in the recruitment of new physicians to the Hospital, at Ochsner's expense; access to Ochsner's group purchasing agreements which offer the Hospital superior pricing when compared to its previous arrangements; and provision of administrative support, at Ochsner's expense, for the establishment of staffing levels, coding, billing, etc.

Management believes that its current cash flow from operations, Tax Revenues, and Rural Hospital Grants together with the enhancements to operations and other actions will allow the Hospital to meet its operational expenses and debt service. However, there are no assurances that such results will be achieved.

NOTE 22 – SELECTED DISCLOSURES FOR DISCRETELY PRESENTED COMPONENT UNITS (CONTINUED)

i. Going Concern

St. Charles Parish Sunset Drainage District

The District did not receive grant funding from St. Charles Parish in 2012. This lack of funding reduced the District's income by approximately 59%, greatly jeopardizing the operation of the District. There are currently no plans for the Parish to resume funding in future years.

The District's board of commissioners recognizes this as a significant cause for concern regarding the future of the District. Without this funding there is a substantial doubt about the District's ability to continue as a going concern. The board has not been able to find an alternative source of funding for the District. Currently, the District is operating with cash reserves; however, when these funds are depleted, it will no longer be capable of operating. The District's board plans on taking steps to allow its operations to be assumed by the Parish in 2013.

NOTE 23 – STATE REQUIRED DISCLOSURES

a. Council Members Compensation

Compensation for the Council Members and the Parish President for the year ended December 31, 2012 is as follows:

Schedule of Council Members & Parish President Compensation
 For The Year Ended December 31, 2012

Terry Authement	\$	516
Wendy Benedetto		10,503
Lawrence Cochran		10,503
Clayton Faucheux Jr.		13,488
Traci A. Fletcher		10,116
Paul Hogan		10,503
Marcus Lambert		387
Dennis Nuss		10,097
Julia A. Perrier		203
Billy Raymond		387
Carolyn Schexnaydre		14,004
V.J. St. Pierre, Parish President		96,075
Shelly Tastet		10,503
Terrell D. Wilson		10,116
	\$	<u>197,401</u>

b. Communications District Wireless E911 Service

Act 1029 of the 1999 state legislative session amended the revised statutes relative to communications districts. The act authorizes the levy of an emergency telephone service charge on certain wireless communication systems to cover the costs associated with implementing the Federal Communications Commission (FCC) ordered enhancements to emergency 911 systems. Wireless service charges amounting to \$398,481 were recorded during 2012. The district implemented the second phase of the E911 Wireless Service on May 24, 2011. The district has entered into seven agreements with wireless vendors offering services to the Parish. The district expended \$3,985 during 2012.

SCHEDULES OF FUNDING PROGRESS- OTHER POST EMPLOYMENT BENEFITS
FOR THE YEAR ENDED DECEMBER 31, 2012

Actuarial Valuation Date	Actuarial Value of Assets (a)	Actuarial Accrued Liability (AAL) Entry Age (b)	Unfunded AAL (UAAL) (b-a)	Funded Ratio (a/b)	Covered Payroll (c)	UAAL as a Percentage of covered payroll ((b-a)/c)
12/31/2012	-	43,281,074	43,281,074	0%	25,408,515	170.34%
12/31/2011	-	37,297,953	37,297,953	0%	22,040,873	169.22%
12/31/2010	-	34,484,054	34,484,054	0%	21,549,655	160.02%

NONMAJOR GOVERNMENTAL FUNDS

Special Revenue Funds

Fire Protection Fund

The Fire Protection Fund is dedicated for the purpose of acquiring, constructing, improving, maintaining, and/or operating fire protection facilities and equipment in and for St. Charles Parish. Financing is provided primarily by ad valorem, sales, and use taxes.

Governmental Buildings Fund

The Governmental Buildings Fund is dedicated for the purpose of improving, maintaining, and/or operating public buildings of the Parish and acquiring, constructing, improving, maintaining, and/or operating a 911 emergency telephone system, including the payment of necessary dispatch personnel.

Parish Transportation Fund

The Parish Transportation Fund accounts for the construction, maintenance, and operation of Parish roads and drainage, and assists in the cost of providing public transit. Financing is provided by the State Transportation Act.

Road Lighting District No. 1 Fund

The Road Lighting Fund accounts for the maintenance and operation of public lighting within the boundaries of District No. 1. Financing is provided by a specific ad valorem tax and state revenue sharing funds. In addition, the fund received miscellaneous revenues from fees and investment earnings.

Mosquito Control Fund

The Mosquito Control Fund is dedicated for the purpose of abatement, control, eradication, and study of mosquitoes and other arthropods and all activity incidental thereto. Financing is provided by ad valorem taxes and investment earnings.

Council on Aging Fund

The Council on Aging Fund is dedicated for the purpose of paying the cost of programs administered by the Council on Aging. Financing is provided by ad valorem taxes and investment earnings.

Retired Senior Volunteer Program Fund

The Retired Senior Volunteer Program Fund accounts for the financial activities of the program operating under the authority of Title II, Part A, Section 201 of the Domestic Volunteer Service Act of 1973. Financing is provided by transfers from the General Fund, federal, state, local, and United Way Grant funds.

Public Health Unit Fund

The Public Health Unit Fund accounts for the financial activities related to improving, maintaining, operating, and supporting public health unit facilities in the Parish. Financing is provided by ad valorem taxes and investment earnings.

Workforce Investment Act SDA 14 Fund

St. Charles Parish is the grant recipient and administrative entity for the Workforce Investment Act local service delivery area No. 14 which encompasses the Parishes of St. Charles, St. John The Baptist, and St. James. The Workforce Investment Act was established by Public Law 105-220 on August 7, 1998. Funding is provided by grants from the United States Department of Labor through the Louisiana Department of Labor.

Criminal Court Fund

The Criminal Court Fund was established under Section 571.11 of Title 15 of the Louisiana Revised Statutes of 1950, which provides that fines and forfeitures imposed by district courts and district attorney's conviction fees in criminal cases be transferred to the parish treasurer and deposited into a special "Criminal Court Fund" account, to be used for the expenses of the criminal court of the Parish. The statutes also requires that one half of the fund balance remaining in the Criminal Court Fund at December 31, of each year be transferred to the Parish General Fund.

(Continued)

NONMAJOR GOVERNMENTAL FUNDS

Debt Service Funds

One Half Percent Public Improvement Sales Tax Sinking Fund

The One Half Percent Public Improvement Sales Tax Bond Sinking Fund accounts for the retirement of the Public Improvement Sales Tax Refunding Series 2002 bonds dated March 6, 2002 . Financing is provided by a one half percent Parish sales tax.

Public Improvement Three-Eighth Percent Sales Tax Sinking Fund

The Public Improvement Three-Eighth Percent Sales Tax Bond Sinking Fund accounts for the retirement of Public Improvement Sales Tax Series 2003 bonds dated July 1, 2003. Financing is provided by a three-eighth percent Parish sales tax

One Half Percent Public Improvement Sales Tax Reserve Fund

The One Half Percent Public Improvement Sales Tax Bond Reserve Fund was established pursuant to ordinances authorizing the issuance of One Half Percent Public Improvement Sales Tax Bonds. Monies in this fund will be used in the event sufficient sales tax revenues are not available for retirement of bonds in the One Half Percent Public Improvement Sales Tax Bond Sinking Fund.

Public Improvement Three-Eighth Percent Sales Tax Reserve Fund

Pursuant to ordinances authorizing the issuance of Three-Eighth Percent Public Improvement Sales Tax Bonds, the Public Improvement Three-Eighth Sales Tax Bond Reserve Fund was established. Monies in this fund will be used in the event sufficient sales tax revenues are not available for retirement of bonds in the Public Improvement Three-Eighth Percent Sales Tax Bond Sinking Fund.

One-Eighth Percent Public Improvement Sales Tax Sinking Fund

The One-Eighth Percent Public Improvement Sales Tax Sinking Fund accounts for the retirement of the public improvement sales tax revenue bonds dated June 1, 2007. Funding is provided by a One-Eighth percent Parish sales tax.

One-Eighth Percent Public Improvement Sales Tax Reserve Fund

The One-Eighth Percent Public Improvement Sales Tax Reserve Fund was established pursuant to ordinances authorizing the issuance of One-Eighth Percent Public Improvement Sales Tax Bonds for the purpose of paying the debt service on One-Eighth Percent Public Improvement Sales Tax Bonds in the event sufficient One-Eighth percent sales tax revenues are not available for the retirement of bonds in the Public Improvement One-Eighth Percent Sales Tax Bond Sinking Fund.

Capital Project Funds

LCDBG Public Facilities Construction Fund

The LCDBG Public Facilities Construction Fund accounts for the portion of costs associated with improvements to and construction of new public infrastructure that are funded through the Louisiana Community Development Block Grant Program.

Recreational Facilities Construction Fund

The Recreational Facilities Construction Fund Accounts for the construction cost of acquiring land and improving and developing parish recreational facilities. Financing is provided by recreation fees as set forth in the Parish subdivision regulation ordinance.

(Continued)

NONMAJOR GOVERNMENTAL FUNDS

Capital Project Funds- Continued

Front Foot Assessment Maintenance Fund

The Front Foot Assessment Maintenance Fund accounts for the maintenance and repair of public improvements funded through various front foot assessment programs in the Parish.

West Bank Hurricane Protection Levee Fund

The West Bank Hurricane Protection Levee Fund accounts for the cost of mitigation, appraisals, surveying, land acquisition, geotechnical, grubbing and clearing, flowage easements, construction of infrastructure, and other related costs to complete the West Bank Hurricane Protection Levee. Financing is provided through transfers from the General Fund and Cooperative Endeavor Agreement with the State of Louisiana, Coastal Protection and Restoration Authority and an Intergovernmental Agreement with the State of Louisiana, Department of Transportation and Development.

Parish of St. Charles
Combining Balance Sheet
Nonmajor Governmental Funds
December 31, 2012

Special Revenue

	Fire Protection	Governmental Buildings	Parish Transportation	Road Lighting District No. 1	Mosquito Control
ASSETS					
Cash and cash equivalents	\$ 147	\$ 2	\$ 143	\$ 831	\$ 62
Investments	215,462	1,987	1,154,062	2,440,550	416,247
Ad valorem taxes	1,717,000	1,111,000	-	1,602,000	1,234,000
Sales taxes	280,988	-	-	-	-
Other	-	-	-	4,476	-
Due from other funds	-	-	-	-	-
Due from other governments	11,922	-	79,407	-	-
Prepaid fees	-	-	-	-	-
Other assets	-	-	-	-	-
Total assets	<u>\$ 2,225,519</u>	<u>\$ 1,112,989</u>	<u>\$ 1,233,612</u>	<u>\$ 4,047,857</u>	<u>\$ 1,650,309</u>
LIABILITIES AND FUND BALANCES					
Liabilities:					
Accounts payable	\$ 431,460	\$ -	\$ 611,727	\$ 87,207	\$ 78,338
Due to other funds	-	-	-	-	-
Due to component units	-	1,989	-	-	-
Due to other governments	77,059	-	-	-	-
Other liabilities	-	-	-	49,449	921
Unearned revenue	1,717,000	1,111,000	-	1,608,714	1,234,000
Total liabilities	<u>2,225,519</u>	<u>1,112,989</u>	<u>611,727</u>	<u>1,745,370</u>	<u>1,313,259</u>
Fund balances:					
Nonspendable:	-	-	-	-	-
Restricted:	-	-	621,885	2,302,487	337,050
Committed:	-	-	-	-	-
Assigned:	-	-	-	-	-
Unassigned:	-	-	-	-	-
Total fund balances	<u>-</u>	<u>-</u>	<u>621,885</u>	<u>2,302,487</u>	<u>337,050</u>
Total liabilities and fund balances	<u>\$ 2,225,519</u>	<u>\$ 1,112,989</u>	<u>\$ 1,233,612</u>	<u>\$ 4,047,857</u>	<u>\$ 1,650,309</u>

Special Revenue					
Council on Aging	Retired Senior Volunteer Program	Public Health Unit	Workforce Investment Act SDA 14	Criminal Court	Total Nonmajor Special Revenue Funds
\$ 54	\$ 1,460	\$ 78	\$ 6,167	\$ 11,988	\$ 20,932
1,098	24,980	18,093	-	47,278	4,319,757
1,077,000	-	718,000	-	-	7,459,000
-	-	-	-	-	280,988
-	-	-	266	5,171	9,913
-	-	-	-	-	-
895	16,797	-	-	7,031	116,052
-	-	-	7,669	-	7,669
-	-	-	600	-	600
<u>\$ 1,079,047</u>	<u>\$ 43,237</u>	<u>\$ 736,171</u>	<u>\$ 14,702</u>	<u>\$ 71,468</u>	<u>\$ 12,214,911</u>
\$ -	\$ 3,201	\$ -	\$ 2,253	\$ 4,862	\$ 1,219,048
2,048	-	-	643	2,564	5,255
-	-	-	-	-	1,989
-	-	18,171	1,212	58,000	154,442
-	4,029	-	10,594	3,478	68,471
1,076,999	-	718,000	-	-	7,465,713
<u>1,079,047</u>	<u>7,230</u>	<u>736,171</u>	<u>14,702</u>	<u>68,904</u>	<u>8,914,918</u>
-	-	-	7,669	-	7,669
-	-	-	-	2,564	3,263,986
-	-	-	-	-	-
-	36,007	-	-	-	36,007
-	-	-	(7,669)	-	(7,669)
<u>-</u>	<u>36,007</u>	<u>-</u>	<u>-</u>	<u>2,564</u>	<u>3,299,993</u>
<u>\$ 1,079,047</u>	<u>\$ 43,237</u>	<u>\$ 736,171</u>	<u>\$ 14,702</u>	<u>\$ 71,468</u>	<u>\$ 12,214,911</u>

Parish of St. Charles
Combining Balance Sheet
Nonmajor Governmental Funds
December 31, 2012

	Debt Service				
	1/2% P.I. Sales Tax Sinking	P. I. 3/8% Sales Tax Sinking	1/2% P. I. Sales Tax Reserve	P. I. 3/8% Sales Tax Reserve	1/8% Public Improvement Sales Tax Sinking
ASSETS					
Cash and cash equivalents	\$ 127	\$ 536	\$ 29	\$ 32	\$ 1,258
Investments	175,553	109,692	362,861	369,523	66,664
Ad valorem taxes	-	-	-	-	-
Sales taxes	-	-	-	-	-
Other	-	-	-	-	-
Due from other funds	-	-	-	-	12
Due from other governments	-	-	-	-	-
Prepaid fees	-	58,604	-	-	-
Other assets	-	-	-	-	-
Total assets	\$ 175,680	\$ 168,832	\$ 362,890	\$ 369,555	\$ 67,934
LIABILITIES AND FUND BALANCES					
Liabilities:					
Accounts payable	\$ -	\$ -	\$ -	\$ -	\$ -
Due to other funds	-	-	-	-	-
Due to component units	-	-	-	-	-
Due to other governments	-	-	-	-	-
Other liabilities	-	-	-	-	-
Unearned revenue	-	-	-	-	-
Total liabilities	-	-	-	-	-
Fund balances:					
Nonspendable:	-	58,604	-	-	-
Restricted:	175,680	110,228	362,890	369,555	67,934
Committed:	-	-	-	-	-
Assigned:	-	-	-	-	-
Unassigned:	-	-	-	-	-
Total fund balances	175,680	168,832	362,890	369,555	67,934
Total liabilities and fund balances	\$ 175,680	\$ 168,832	\$ 362,890	\$ 369,555	\$ 67,934

Debt Service (Continued)		Capital Projects					
1/8% Public Improvement Sales Tax Reserve	Total Nonmajor Debt Service Funds	Louisiana Community Development Block Grant	Recreational Facilities Construction	Front Foot Assessment Maintenance	WBHPL-Grant	Total Nonmajor Capital Project Funds	Total Nonmajor Governmental Funds
\$ 10	\$ 1,992	\$ -	\$ 418	\$ 93	\$ 438	\$ 949	\$ 23,873
168,284	1,252,577	-	576,522	968,876	1,615,223	3,160,621	8,732,955
-	-	-	-	-	-	-	7,459,000
-	-	-	-	-	-	-	280,988
-	12	-	-	1,632	-	1,632	11,545
-	-	-	-	-	24,902	24,902	24,914
-	-	1,827,526	-	-	550,489	2,378,015	2,494,067
-	58,604	-	-	-	-	-	66,273
-	-	-	-	-	-	-	600
<u>\$ 168,294</u>	<u>\$ 1,313,185</u>	<u>\$ 1,827,526</u>	<u>\$ 576,940</u>	<u>\$ 970,601</u>	<u>\$ 2,191,052</u>	<u>\$ 5,566,119</u>	<u>\$ 19,094,215</u>
\$ -	\$ -	\$ 1,204,424	\$ -	\$ -	\$ 306,685	\$ 1,511,109	\$ 2,730,157
12	12	623,102	-	-	-	623,102	628,369
-	-	-	-	-	-	-	1,989
-	-	-	-	-	-	-	154,442
-	-	-	-	-	-	-	68,471
-	-	-	-	1,632	-	1,632	7,467,345
<u>12</u>	<u>12</u>	<u>1,827,526</u>	<u>-</u>	<u>1,632</u>	<u>306,685</u>	<u>2,135,843</u>	<u>11,050,773</u>
-	58,604	-	-	-	-	-	66,273
168,282	1,254,569	-	-	-	1,884,367	1,884,367	6,402,922
-	-	-	576,940	968,969	-	1,545,909	1,545,909
-	-	-	-	-	-	-	36,007
-	-	-	-	-	-	-	(7,669)
<u>168,282</u>	<u>1,313,173</u>	<u>-</u>	<u>576,940</u>	<u>968,969</u>	<u>1,884,367</u>	<u>3,430,276</u>	<u>8,043,442</u>
<u>\$ 168,294</u>	<u>\$ 1,313,185</u>	<u>\$ 1,827,526</u>	<u>\$ 576,940</u>	<u>\$ 970,601</u>	<u>\$ 2,191,052</u>	<u>\$ 5,566,119</u>	<u>\$ 19,094,215</u>

Parish of St. Charles
Combining Statement of Revenues, Expenditures, and Changes in Fund Balances
Nonmajor Governmental Funds
For The Year Ended December 31, 2012

	Special Revenue				
	Fire Protection	Governmental Buildings	Parish Transportation	Road Lighting District No. 1	Mosquito Control
REVENUES					
Taxes:					
Ad valorem taxes	\$ 1,691,487	\$ 1,091,284	\$ -	\$ 1,579,914	\$ 1,178,580
Sales taxes	2,573,296	-	-	-	-
Intergovernmental revenues	194,985	-	509,808	6,751	-
Fees, charges, and commissions	-	-	-	-	-
Fines and forfeitures	-	-	-	-	-
Investment earnings	252	1,362	1,422	5,644	1,458
Miscellaneous	-	-	-	1,013	-
Total revenues	<u>4,460,020</u>	<u>1,092,646</u>	<u>511,230</u>	<u>1,593,322</u>	<u>1,180,038</u>
EXPENDITURES					
Current:					
General government	-	-	-	-	-
Public safety	4,290,850	1,092,582	-	-	-
Public works	-	-	-	1,177,364	-
Health and welfare	-	-	-	-	1,187,148
Economic development and assistance	-	-	-	-	-
Debt service:					
Principal	-	-	-	-	-
Interest and other charges	-	-	-	-	-
Capital outlay	-	-	763,367	17,072	-
Total expenditures	<u>4,290,850</u>	<u>1,092,582</u>	<u>763,367</u>	<u>1,194,436</u>	<u>1,187,148</u>
Excess (deficiency) of revenues over expenditures	<u>169,170</u>	<u>64</u>	<u>(252,137)</u>	<u>398,886</u>	<u>(7,110)</u>
OTHER FINANCING SOURCES (USES)					
Transfers in	-	-	-	-	-
Transfers out	(169,170)	(64)	-	(31,965)	(20,535)
Proceeds from sale of assets	-	-	-	-	-
Total other financing sources and uses	<u>(169,170)</u>	<u>(64)</u>	<u>-</u>	<u>(31,965)</u>	<u>(20,535)</u>
Net change in fund balance	-	-	(252,137)	366,921	(27,645)
Fund balances—beginning	-	-	874,022	1,935,566	364,695
Fund balances—ending	<u>\$ -</u>	<u>\$ -</u>	<u>\$ 621,885</u>	<u>\$ 2,302,487</u>	<u>\$ 337,050</u>

Special Revenue (Continued)

Council on Aging	Retired Senior Volunteer Program	Public Health Unit	Workforce Investment Act SDA 14	Criminal Court	Total Nonmajor Special Revenue Funds
\$ 1,058,540	\$ -	\$ 709,334	\$ -	\$ -	\$ 7,309,139
-	-	-	-	-	2,573,296
-	86,900	-	964,040	-	1,762,484
-	-	-	-	114,211	114,211
-	-	-	-	1,084,715	1,084,715
41	113	106	-	75	10,473
-	2,415	-	-	-	3,428
<u>1,058,581</u>	<u>89,428</u>	<u>709,440</u>	<u>964,040</u>	<u>1,199,001</u>	<u>12,857,746</u>
-	-	-	-	1,070,717	1,070,717
-	-	-	-	124,010	5,507,442
-	-	-	-	-	1,177,364
1,058,211	236,084	687,321	-	-	3,168,764
-	-	-	965,592	-	965,592
-	-	-	-	-	-
-	-	-	-	-	-
-	-	-	5,086	-	785,525
<u>1,058,211</u>	<u>236,084</u>	<u>687,321</u>	<u>970,678</u>	<u>1,194,727</u>	<u>12,675,404</u>
<u>370</u>	<u>(146,656)</u>	<u>22,119</u>	<u>(6,638)</u>	<u>4,274</u>	<u>182,342</u>
-	100,000	-	-	-	100,000
(370)	-	(22,119)	-	(7,564)	(251,787)
-	-	-	6,638	4,778	11,416
<u>(370)</u>	<u>100,000</u>	<u>(22,119)</u>	<u>6,638</u>	<u>(2,786)</u>	<u>(140,371)</u>
-	(46,656)	-	-	1,488	41,971
-	82,663	-	-	1,076	3,258,022
<u>\$ -</u>	<u>\$ 36,007</u>	<u>\$ -</u>	<u>\$ -</u>	<u>\$ 2,564</u>	<u>\$ 3,299,993</u>

(Continued)

Parish of St. Charles
Combining Statement of Revenues, Expenditures, and Changes in Fund Balances
Nonmajor Governmental Funds
For The Year Ended December 31, 2012

	Debt Service				
	1/2% P.I. Sales Tax Sinking	P. I. 3/8% Sales Tax Sinking	1/2% P. I. Sales Tax Reserve	P. I. 3/8% Sales Tax Reserve	1/8% Public Improvement Sales Tax Sinking
REVENUES					
Taxes:					
Ad valorem taxes	\$ -	\$ -	\$ -	\$ -	\$ -
Sales taxes	302,409	337,410	-	-	-
Intergovernmental revenues	-	-	-	-	-
Fees, charges, and commissions	-	-	-	-	-
Fines and forfeitures	-	-	-	-	-
Investment earnings	449	176	526	536	89
Miscellaneous	-	-	-	-	-
Total revenues	<u>302,858</u>	<u>337,586</u>	<u>526</u>	<u>536</u>	<u>89</u>
EXPENDITURES					
Current:					
General government	102	-	-	-	-
Public safety	-	-	-	-	-
Public works	-	-	-	-	-
Health and welfare	-	-	-	-	-
Economic development and assistance	-	-	-	-	-
Debt service:					
Principal	-	215,000	-	-	115,000
Interest and other charges	31,321	123,762	-	-	54,082
Capital outlay	-	-	-	-	-
Total expenditures	<u>31,423</u>	<u>338,762</u>	<u>-</u>	<u>-</u>	<u>169,082</u>
Excess (deficiency) of revenues over expenditures	<u>271,435</u>	<u>(1,176)</u>	<u>526</u>	<u>536</u>	<u>(168,993)</u>
OTHER FINANCING SOURCES (USES)					
Transfers in	-	536	-	-	167,023
Transfers out	(304,000)	-	(526)	(536)	(155)
Proceeds from sale of assets	-	-	-	-	-
Total other financing sources and uses	<u>(304,000)</u>	<u>536</u>	<u>(526)</u>	<u>(536)</u>	<u>166,868</u>
Net change in fund balance	(32,565)	(640)	-	-	(2,125)
Fund balances—beginning	<u>208,245</u>	<u>169,472</u>	<u>362,890</u>	<u>369,555</u>	<u>70,059</u>
Fund balances—ending	<u>\$ 175,680</u>	<u>\$ 168,832</u>	<u>\$ 362,890</u>	<u>\$ 369,555</u>	<u>\$ 67,934</u>

Debt Service (Continued)		Capital Projects					
1/8% Public Improvement Sales Tax Reserve	Total Nonmajor Debt Service Funds	Louisiana Community Development Block Grant	Recreational Facilities Construction	Front Foot Assessment Maintenance	WBHPL-Grant	Total Nonmajor Capital Project Funds	Total Nonmajor Governmental Funds
\$ -	\$ -	\$ -	\$ -	\$ -	\$ -	\$ -	\$ 7,309,139
-	639,819	-	-	-	-	-	3,213,115
-	-	4,922,873	-	-	1,306,108	6,228,981	7,991,465
-	-	-	-	-	-	-	114,211
-	-	-	-	-	-	-	1,084,715
244	2,020	-	849	4,006	1,339	6,194	18,687
-	-	-	-	-	-	-	3,428
<u>244</u>	<u>641,839</u>	<u>4,922,873</u>	<u>849</u>	<u>4,006</u>	<u>1,307,447</u>	<u>6,235,175</u>	<u>19,734,760</u>
-	102	-	-	-	-	-	1,070,819
-	-	-	-	-	-	-	5,507,442
-	-	-	-	-	-	-	1,177,364
-	-	-	-	-	-	-	3,168,764
-	-	-	-	-	-	-	965,592
-	330,000	-	-	-	-	-	330,000
-	209,165	-	-	-	-	-	209,165
-	-	4,896,807	24,452	-	3,399,868	8,321,127	9,106,652
-	<u>539,267</u>	<u>4,896,807</u>	<u>24,452</u>	<u>-</u>	<u>3,399,868</u>	<u>8,321,127</u>	<u>21,535,798</u>
<u>244</u>	<u>102,572</u>	<u>26,066</u>	<u>(23,603)</u>	<u>4,006</u>	<u>(2,092,421)</u>	<u>(2,085,952)</u>	<u>(1,801,038)</u>
-	167,559	-	-	-	2,777,702	2,777,702	3,045,261
(244)	(305,461)	(26,066)	-	-	-	(26,066)	(583,314)
-	-	-	-	-	-	-	11,416
<u>(244)</u>	<u>(137,902)</u>	<u>(26,066)</u>	<u>-</u>	<u>-</u>	<u>2,777,702</u>	<u>2,751,636</u>	<u>2,473,363</u>
-	(35,330)	-	(23,603)	4,006	685,281	665,684	672,325
168,282	1,348,503	-	600,543	964,963	1,199,086	2,764,592	7,371,117
<u>\$ 168,282</u>	<u>\$ 1,313,173</u>	<u>\$ -</u>	<u>\$ 576,940</u>	<u>\$ 968,969</u>	<u>\$ 1,884,367</u>	<u>\$ 3,430,276</u>	<u>\$ 8,043,442</u>

Parish of St. Charles
 Schedule of Revenues, Expenditures, and Changes
 in Fund Balances - Budget and Actual
 Fire Protection Special Revenue Fund
 For The Year Ended December 31, 2012

	Original	Final	Actual Amounts	Variance with Final Budget- Positive (Negative)
REVENUES				
Taxes:				
Ad valorem taxes	\$ 1,621,000	\$ 1,691,472	\$ 1,691,487	\$ 15
Sales taxes	2,002,468	2,530,000	2,573,296	43,296
Total taxes	<u>3,623,468</u>	<u>4,221,472</u>	<u>4,264,783</u>	<u>43,311</u>
State grants:				
2% Fire insurance rebate	150,000	194,985	194,985	-
Investment earnings	100	230	252	22
Total revenues	<u>3,773,568</u>	<u>4,416,687</u>	<u>4,460,020</u>	<u>43,333</u>
EXPENDITURES				
Current:				
Public safety	<u>3,773,568</u>	<u>4,416,687</u>	<u>4,290,850</u>	<u>125,837</u>
Total expenditures	<u>3,773,568</u>	<u>4,416,687</u>	<u>4,290,850</u>	<u>125,837</u>
Excess (deficiency) of revenues over expenditures	<u>-</u>	<u>-</u>	<u>169,170</u>	<u>169,170</u>
OTHER FINANCING SOURCES (USES)				
Transfers in:				
Fire Protection Sinking	-	-	-	-
Transfers out:				
Indirect cost allocation			(2,391)	(2,391)
1/8% PIST Sinking fund	-	-	(166,779)	(166,779)
Proceeds from sale of assets	-	-	-	-
Total other financing sources and uses	<u>-</u>	<u>-</u>	<u>(169,170)</u>	<u>(169,170)</u>
Net change in fund balance	-	-	-	-
Fund balances—beginning	-	-	-	-
Fund balances—ending	<u>\$ -</u>	<u>\$ -</u>	<u>\$ -</u>	<u>\$ -</u>

Parish of St. Charles
 Schedule of Revenues, Expenditures, and Changes
 in Fund Balances - Budget and Actual
 Governmental Buildings Special Revenue Fund
 For The Year Ended December 31, 2012

	Original	Final	Actual Amounts	Variance with Final Budget- Positive (Negative)
REVENUES				
Taxes:				
Ad valorem taxes	\$ 1,046,000	\$ 1,091,276	\$ 1,091,284	\$ 8
Investment earnings	100	1,330	1,362	32
Total revenues	1,046,100	1,092,606	1,092,646	40
EXPENDITURES				
Current:				
Public safety	1,046,100	1,092,606	1,092,582	24
Total expenditures	1,046,100	1,092,606	1,092,582	24
Excess (deficiency) of revenues over expenditures	-	-	64	64
OTHER FINANCING SOURCES (USES)				
Indirect Cost Allocation	-	-	(64)	(64)
Total other financing sources and uses	-	-	(64)	(64)
Net change in fund balance	-	-	-	-
Fund balances—beginning	-	-	-	-
Fund balances—ending	\$ -	\$ -	\$ -	\$ -

Parish of St. Charles
 Schedule of Revenues, Expenditures, and Changes
 in Fund Balances - Budget and Actual
 Parish Transportation Special Revenue Fund
 For The Year Ended December 31, 2012

	<u>Original</u>	<u>Final</u>	<u>Actual Amounts</u>	<u>Variance with Final Budget- Positive (Negative)</u>
REVENUES				
Intergovernmental:				
State grants:				
Parish road fund	\$ 400,000	\$ 450,000	\$ 509,808	\$ 59,808
Investment earnings	700	1,500	1,422	(78)
Total revenues	<u>400,700</u>	<u>451,500</u>	<u>511,230</u>	<u>59,730</u>
EXPENDITURES				
Current:				
Capital outlay - Public works	805,000	805,000	763,367	41,633
Total expenditures	<u>805,000</u>	<u>805,000</u>	<u>763,367</u>	<u>41,633</u>
Excess (deficiency) of revenues over expenditures	(404,300)	(353,500)	(252,137)	101,363
Total other financing sources and uses	<u>-</u>	<u>-</u>	<u>-</u>	<u>-</u>
Net change in fund balance	(404,300)	(353,500)	(252,137)	101,363
Fund balances—beginning	<u>771,241</u>	<u>874,022</u>	<u>874,022</u>	<u>-</u>
Fund balances—ending	<u>\$ 366,941</u>	<u>\$ 520,522</u>	<u>\$ 621,885</u>	<u>\$ 101,363</u>

Parish of St. Charles
 Schedule of Revenues, Expenditures, and Changes
 in Fund Balances - Budget and Actual
 Road Lighting District No. 1 Special Revenue Fund
 For The Year Ended December 31, 2012

	Original	Final	Actual Amounts	Variance with Final Budget- Positive (Negative)
REVENUES				
Taxes:				
Ad valorem taxes	\$ 1,516,000	\$ 1,579,902	\$ 1,579,914	\$ 12
Intergovernmental:				
State payment in lieu of taxes	6,600	6,751	6,751	-
Insurance Refunds	-	1,013	1,013	
Investment earnings	2,000	5,600	5,644	44
Total revenues	1,524,600	1,593,266	1,593,322	56
EXPENDITURES				
Current:				
Public works	1,558,235	1,419,811	1,177,364	242,447
Capital outlay	125,000	179,127	17,072	162,055
Total expenditures	1,683,235	1,598,938	1,194,436	404,502
Excess (deficiency) of revenues over expenditures	(158,635)	(5,672)	398,886	404,558
OTHER FINANCING SOURCES (USES)				
Indirect cost allocation	-	-	(31,965)	(31,965)
Proceeds from sale of assets	-	-	-	-
Total other financing sources and uses	-	-	(31,965)	(31,965)
Net change in fund balance	(158,635)	(5,672)	366,921	372,593
Fund balances—beginning	1,454,359	1,935,566	1,935,566	-
Fund balances—ending	\$ 1,295,724	\$ 1,929,894	\$ 2,302,487	\$ 372,593

Parish of St. Charles
 Schedule of Revenues, Expenditures, and Changes
 in Fund Balances - Budget and Actual
 Mosquito Control Special Revenue Fund
 For The Year Ended December 31, 2012

	<u>Original</u>	<u>Final</u>	<u>Actual Amounts</u>	Variance with Final Budget- Positive (Negative)
REVENUES				
Taxes:				
Ad valorem taxes	\$ 1,129,000	\$ 1,178,571	\$ 1,178,580	\$ 9
Investment earnings	300	1,450	1,458	8
Total revenues	<u>1,129,300</u>	<u>1,180,021</u>	<u>1,180,038</u>	<u>17</u>
EXPENDITURES				
Current:				
Health and welfare	<u>1,300,160</u>	<u>1,251,743</u>	<u>1,187,148</u>	<u>64,595</u>
Total expenditures	<u>1,300,160</u>	<u>1,251,743</u>	<u>1,187,148</u>	<u>64,595</u>
Excess (deficiency) of revenues over expenditures	(170,860)	(71,722)	(7,110)	64,612
OTHER FINANCING SOURCES (USES)				
Transfers out:				
Indirect cost allocation	-	-	(20,535)	(20,535)
Total other financing sources and uses	<u>-</u>	<u>-</u>	<u>(20,535)</u>	<u>(20,535)</u>
Net change in fund balance	(170,860)	(71,722)	(27,645)	44,077
Fund balances—beginning	<u>308,878</u>	<u>364,695</u>	<u>364,695</u>	<u>-</u>
Fund balances—ending	<u>\$ 138,018</u>	<u>\$ 292,973</u>	<u>\$ 337,050</u>	<u>\$ 44,077</u>

Parish of St. Charles
 Schedule of Revenues, Expenditures, and Changes
 in Fund Balances - Budget and Actual
 Council on Aging Special Revenue Fund
 For The Year Ended December 31, 2012

	<u>Original</u>	<u>Final</u>	<u>Actual Amounts</u>	Variance with Final Budget- Positive (Negative)
REVENUES				
Taxes:				
Ad valorem taxes	\$ 1,014,000	\$ 1,058,532	\$ 1,058,540	\$ 8
Investment earnings	50	40	41	1
Total revenues	<u>1,014,050</u>	<u>1,058,572</u>	<u>1,058,581</u>	<u>9</u>
EXPENDITURES				
Current:				
Health and welfare	<u>1,014,050</u>	<u>1,058,572</u>	<u>1,058,211</u>	<u>361</u>
Total expenditures	<u>1,014,050</u>	<u>1,058,572</u>	<u>1,058,211</u>	<u>361</u>
Excess (deficiency) of revenues over expenditures	-	-	370	370
OTHER FINANCING SOURCES (USES)				
Transfers out:				
Indirect cost allocation	-	-	(370)	(370)
Total other financing sources and uses	-	-	(370)	(370)
Net change in fund balance	-	-	-	-
Fund balances—beginning	-	-	-	-
Fund balances—ending	<u>\$ -</u>	<u>\$ -</u>	<u>\$ -</u>	<u>\$ -</u>

Parish of St. Charles
 Schedule of Revenues, Expenditures, and Changes
 in Fund Balances - Budget and Actual
 Retired Senior Volunteer Program Special Revenue Fund
 For The Year Ended December 31, 2012

	Original	Final	Actual Amounts	Variance with Final Budget- Positive (Negative)
REVENUES				
Intergovernmental:				
Federal grant	\$ 53,287	\$ 54,900	\$ 54,900	\$ -
State grant	-	-	-	-
Local grants:				
Local grant	12,000	12,000	12,000	-
St. John	20,000	20,000	20,000	-
Total intergovernmental	<u>85,287</u>	<u>86,900</u>	<u>86,900</u>	<u>-</u>
Investment earnings	50	100	113	13
Miscellaneous	-	1,515	2,415	900
Total revenues	<u>85,337</u>	<u>88,515</u>	<u>89,428</u>	<u>913</u>
EXPENDITURES				
Current:				
Health and welfare	<u>375,152</u>	<u>307,253</u>	<u>236,084</u>	<u>71,169</u>
Total expenditures	<u>375,152</u>	<u>307,253</u>	<u>236,084</u>	<u>71,169</u>
Excess (deficiency) of revenues over expenditures	(289,815)	(218,738)	(146,656)	72,082
OTHER FINANCING SOURCES (USES)				
Transfers in:				
General fund	<u>275,000</u>	<u>200,000</u>	<u>100,000</u>	<u>(100,000)</u>
Total transfers in	<u>275,000</u>	<u>200,000</u>	<u>100,000</u>	<u>(100,000)</u>
Total other financing sources and uses	<u>275,000</u>	<u>200,000</u>	<u>100,000</u>	<u>(100,000)</u>
Net change in fund balance	(14,815)	(18,738)	(46,656)	(27,918)
Fund balances—beginning	<u>40,381</u>	<u>82,663</u>	<u>82,663</u>	<u>-</u>
Fund balances—ending	<u>\$ 25,566</u>	<u>\$ 63,925</u>	<u>\$ 36,007</u>	<u>\$ (27,918)</u>

Parish of St. Charles
 Schedule of Revenues, Expenditures, and Changes
 in Fund Balances - Budget and Actual
 Public Health Unit Special Revenue Fund
 For The Year Ended December 31, 2012

	Original	Final	Actual Amounts	Variance with Final Budget- Positive (Negative)
REVENUES				
Taxes:				
Ad valorem taxes	\$ 680,000	\$ 709,329	\$ 709,334	\$ 5
Investment earnings	150	100	106	6
Total revenues	<u>680,150</u>	<u>709,429</u>	<u>709,440</u>	<u>11</u>
EXPENDITURES				
Current:				
Health and welfare	<u>680,150</u>	<u>709,429</u>	<u>687,321</u>	<u>22,108</u>
Total expenditures	<u>680,150</u>	<u>709,429</u>	<u>687,321</u>	<u>22,108</u>
Excess (deficiency) of revenues over expenditures	-	-	22,119	22,119
OTHER FINANCING SOURCES (USES)				
Transfers out:				
Indirect cost allocation	-	-	(22,119)	(22,119)
Total transfers out	-	-	(22,119)	(22,119)
Total other financing sources and uses	-	-	(22,119)	(22,119)
Net change in fund balance	-	-	-	-
Fund balances—beginning	-	-	-	-
Fund balances—ending	<u>\$ -</u>	<u>\$ -</u>	<u>\$ -</u>	<u>\$ -</u>

Parish of St. Charles
 Schedule of Revenues, Expenditures, and Changes
 in Fund Balances - Budget and Actual
 Workforce Investment Act SDA 14 Special Revenue Fund
 For The Year Ended December 31, 2012

	Original	Final	Actual Amounts	Variance with Final Budget- Positive (Negative)
REVENUES				
Intergovernmental:				
Federal grants:				
Department of Labor - Adult	\$ 324,629	\$ 306,655	\$ 181,532	\$ (125,123)
Department of Labor - Dislocated Worker	242,996	170,000	90,529	(79,471)
Department of Labor - Youth	311,956	240,000	334,138	94,138
NEG- Urban & Rural	500,000	102,734	86,337	(16,397)
BP Oil Spill	-	160,000	271,504	111,504
Total intergovernmental	<u>1,379,581</u>	<u>979,389</u>	<u>964,040</u>	<u>(15,349)</u>
Total revenues	<u>1,379,581</u>	<u>979,389</u>	<u>964,040</u>	<u>(15,349)</u>
EXPENDITURES				
Current:				
Economic development and assistance	1,379,581	986,027	965,592	20,435
Capital outlay	-	-	5,086	(5,086)
Total expenditures	<u>1,379,581</u>	<u>986,027</u>	<u>970,678</u>	<u>15,349</u>
Excess (deficiency) of revenues over expenditures	-	(6,638)	(6,638)	-
OTHER FINANCING SOURCES (USES)				
Proceeds from sale of assets	-	6,638	6,638	-
Total other financing sources and uses	<u>-</u>	<u>6,638</u>	<u>6,638</u>	<u>-</u>
Net change in fund balance	-	-	-	-
Fund balances—beginning	-	-	-	-
Fund balances—ending	<u>\$ -</u>	<u>\$ -</u>	<u>\$ -</u>	<u>\$ -</u>

Parish of St. Charles
Schedule of Revenues, Expenditures, and Changes
in Fund Balance - Nonbudgeted Funds
Criminal Court Special Revenue Fund
For The Year Ended December 31, 2012

	Original	Final	Actual Amounts	Variance with Final Budget- Positive (Negative)
REVENUES				
Fees, charges, and commissions:				
Court costs, fees, and charges	\$ 97,000	\$ 114,000	\$ 114,211	\$ 211
Fines and forfeitures:				
Court fines	950,000	1,020,000	1,037,724	17,724
Interest on bonds and fines	3,000	4,764	4,764	-
AFF reinstatement court fines	40,000	33,000	33,575	575
Drug asset forfeitures	4,000	4,500	8,652	4,152
Total fines and forfeitures	997,000	1,062,264	1,084,715	22,451
Investment earnings	10	65	75	10
Total revenues	1,094,010	1,176,329	1,199,001	22,672
EXPENDITURES				
Current:				
General government	978,450	1,045,431	1,070,717	(25,286)
Public safety	115,000	131,000	124,010	6,990
Total expenditures	1,093,450	1,176,431	1,194,727	(18,296)
Excess (deficiency) of revenues over expenditures	560	(102)	4,274	(4,376)
OTHER FINANCING SOURCES (USES)				
Transfers out:				
General Fund	(120)	(376)	(2,564)	(2,188)
Indirect cost allocation	(1,200)	(5,000)	(5,000)	-
Total transfers out	-	(5,376)	(7,564)	(2,188)
Proceeds from sale of assets	-	4,778	4,778	-
Total other financing sources and uses	(1,320)	(598)	(2,786)	(2,188)
Net change in fund balance	(760)	(700)	1,488	2,188
Fund balances—beginning	881	1,076	1,076	4,252
Fund balances—ending	\$ 121	\$ 376	\$ 2,564	\$ 6,440

Parish of St. Charles
 Schedule of Revenues, Expenditures, and Changes
 in Fund Balances - Budget and Actual
 1/2% P.I. Sales Tax Sinking Debt Service Fund
 For The Year Ended December 31, 2012

	Original	Final	Actual Amounts	Variance with Final Budget- Positive (Negative)
REVENUES				
Taxes:				
Sales taxes	\$ 361,774	\$ 362,891	\$ 302,409	\$ (60,482)
Investment earnings	185	410	449	39
Total revenues	361,959	363,301	302,858	(60,443)
EXPENDITURES				
Current:				
General Government	105	102	102	-
Debt service:				
Principal	304,000	304,000	-	304,000
Interest and other charges	58,891	58,891	31,321	27,570
Total expenditures	362,996	362,993	31,423	331,570
Excess (deficiency) of revenues over expenditures	(1,037)	308	271,435	271,127
OTHER FINANCING SOURCES (USES)				
Transfers in:				
1/2% PIST Reserve	889	888	-	(888)
Total transfers in	889	888	-	(888)
Transfers out:				
Wastewater Construction Fund	-	-	(304,000)	(304,000)
Total transfers out	-	-	(304,000)	(304,000)
Total other financing sources and uses	889	888	(304,000)	(304,888)
Net change in fund balance	(148)	1,196	(32,565)	(33,761)
Fund balances—beginning	60,474	208,245	208,245	-
Fund balances—ending	<u>\$ 60,326</u>	<u>\$ 209,441</u>	<u>\$ 175,680</u>	<u>\$ (33,761)</u>

Parish of St. Charles
 Schedule of Revenues, Expenditures, and Changes
 in Fund Balances - Budget and Actual
 P.I. 3/8% Sales Tax Sinking Debt Service Fund
 For The Year Ended December 31, 2012

	Original	Final	Actual Amounts	Variance with Final Budget- Positive (Negative)
REVENUES				
Taxes:				
Sales taxes	\$ 337,800	\$ 337,410	\$ 337,410	\$ -
Investment earnings	150	180	176	(4)
Total revenues	<u>337,950</u>	<u>337,590</u>	<u>337,586</u>	<u>(4)</u>
EXPENDITURES				
Debt service:				
Principal	215,000	215,000	215,000	-
Interest and other charges	<u>124,058</u>	<u>123,763</u>	<u>123,762</u>	<u>1</u>
Total expenditures	<u>339,058</u>	<u>338,763</u>	<u>338,762</u>	<u>1</u>
Excess (deficiency) of revenues over (under) expenditures	<u>(1,108)</u>	<u>(1,173)</u>	<u>(1,176)</u>	<u>(3)</u>
OTHER FINANCING SOURCES (USES)				
Transfers in:				
3/8% PIST bond reserve	<u>370</u>	<u>540</u>	<u>536</u>	<u>(4)</u>
Total other financing sources and uses	<u>370</u>	<u>540</u>	<u>536</u>	<u>(4)</u>
Net change in fund balance	(738)	(633)	(640)	(7)
Fund balances—beginning	<u>169,776</u>	<u>169,472</u>	<u>169,472</u>	<u>-</u>
Fund balances—ending	<u>\$ 169,038</u>	<u>\$ 168,839</u>	<u>\$ 168,832</u>	<u>\$ (7)</u>

Parish of St. Charles
 Schedule of Revenues, Expenditures, and Changes
 1/2% P.I. Sales Tax Reserve Debt Service Fund
 For The Year Ended December 31, 2012

	Original	Final	Actual Amounts	Variance with Final Budget- Positive (Negative)
REVENUES				
Investment earnings	\$ 360	\$ 568	\$ 526	\$ (42)
Total revenues	360	568	526	(42)
EXPENDITURES				
Total expenditures	-	-	-	-
Excess (deficiency) of revenues over expenditures	360	568	526	(42)
OTHER FINANCING SOURCES (USES)				
Transfers out:				
1//2% PIST Sinking	(889)	(888)	-	(888)
General fund	(360)	(568)	(526)	42
Total transfers out	(1,249)	(1,456)	(526)	(846)
Total other financing sources (uses)	(1,249)	(1,456)	(526)	(846)
Net change in fund balance	(889)	(888)	-	(888)
Fund balances—beginning	362,891	362,890	362,890	-
Fund balances—ending	<u>\$ 362,002</u>	<u>\$ 362,002</u>	<u>\$ 362,890</u>	<u>\$ (888)</u>

Parish of St. Charles
 Schedule of Revenues, Expenditures, and Changes
 in Fund Balances - Budget and Actual
 P.I. 3/8% Sales Tax Reserve Debt Service Fund
 For The Year Ended December 31, 2012

	<u>Original</u>	<u>Final</u>	<u>Actual Amounts</u>	<u>Variance with Final Budget- Positive (Negative)</u>
REVENUES				
Investment earnings	\$ 370	\$ 540	\$ 536	\$ (4)
Total revenues	<u>370</u>	<u>540</u>	<u>536</u>	<u>(4)</u>
EXPENDITURES				
Total expenditures	<u>-</u>	<u>-</u>	<u>-</u>	<u>-</u>
Excess (deficiency) of revenues over expenditures	<u>370</u>	<u>540</u>	<u>536</u>	<u>(4)</u>
OTHER FINANCING SOURCES (USES)				
Transfers out:				
3/8% PIST bond sinking	<u>(370)</u>	<u>(540)</u>	<u>(536)</u>	<u>4</u>
Total transfers out	<u>(370)</u>	<u>(540)</u>	<u>(536)</u>	<u>4</u>
Total other financing sources (uses)	<u>(370)</u>	<u>(540)</u>	<u>(536)</u>	<u>4</u>
Net change in fund balance	-	-	-	-
Fund balances—beginning	<u>369,555</u>	<u>369,555</u>	<u>369,555</u>	<u>-</u>
Fund balances—ending	<u>\$ 369,555</u>	<u>\$ 369,555</u>	<u>\$ 369,555</u>	<u>\$ -</u>

Parish of St. Charles
Schedule of Revenues, Expenditures, and Changes
in Fund Balances - Budget and Actual
1/8% Public Improvement Sales Tax Sinking Debt Service Fund
For The Year Ended December 31, 2012

	Original	Final	Actual Amounts	Variance with Final Budget- Positive (Negative)
REVENUES				
Investment earnings	\$ 50	\$ 90	\$ 89	\$ (1)
Total revenues	50	90	89	(1)
EXPENDITURES				
Operating Services:				
Debt Serv- Professional Services	400	400	-	400
Debt service:				
Principal	115,000	115,000	115,000	-
Interest and other charges	54,082	54,083	54,082	1
Total expenditures	169,482	169,483	169,082	401
Excess (deficiency) of revenues over expenditures	(169,432)	(169,393)	(168,993)	400
OTHER FINANCING SOURCES (USES)				
Transfers in:				
Fire Protection fund	167,435	166,779	166,779	-
1/8% P. I. Sales Tax Reserve fund	170	260	244	(16)
Total transfers in	167,605	167,039	167,023	(16)
Transfers out:				
Indirect cost allocation	(150)	(155)	(155)	-
Total transfers out	(150)	(155)	(155)	-
Total other financing sources and uses	167,455	166,884	166,868	(16)
Net change in fund balance	(1,977)	(2,509)	(2,125)	384
Fund balances—beginning	69,910	70,059	70,059	-
Fund balances—ending	\$ 67,933	\$ 67,550	\$ 67,934	\$ 384

Parish of St. Charles
 Schedule of Revenues, Expenditures, and Changes
 in Fund Balances - Budget and Actual
 1/8% Public Improvement Sales Tax Reserve Debt Service Fund
 For The Year Ended December 31, 2012

	<u>Original</u>	<u>Final</u>	<u>Actual Amounts</u>	Variance with Final Budget- Positive (Negative)
REVENUES				
Investment earnings	\$ 170	\$ 260	\$ 244	\$ (16)
Total revenues	<u>170</u>	<u>260</u>	<u>244</u>	<u>(16)</u>
EXPENDITURES				
Current:				
Total expenditures	-	-	-	-
Excess (deficiency) of revenues over expenditures	<u>170</u>	<u>260</u>	<u>244</u>	<u>(16)</u>
OTHER FINANCING SOURCES (USES)				
Transfers Out:				
1/8% Public Impr. Sales Tax Sinking	<u>(170)</u>	<u>(260)</u>	<u>(244)</u>	<u>16</u>
Total other financing sources and uses	<u>(170)</u>	<u>(260)</u>	<u>(244)</u>	<u>16</u>
Net change in fund balance	-	-	-	-
Fund balances—beginning	<u>168,282</u>	<u>168,282</u>	<u>168,282</u>	<u>-</u>
Fund balances—ending	<u><u>\$ 168,282</u></u>	<u><u>\$ 168,282</u></u>	<u><u>\$ 168,282</u></u>	<u><u>\$ -</u></u>

Parish of St. Charles
 Schedule of Revenues, Expenditures, and Changes
 in Fund Balances - Budget and Actual
 Louisiana Community Development Block Grant
 For The Year Ended December 31, 2012

	Original	Final	Actual Amounts	Variance with Final Budget- Positive (Negative)
REVENUES				
LCDBG Grant- Sewer	\$ -	\$ 800,000	\$ -	\$ (800,000)
LCDBG Grant- Gov't Bldgs	2,973,091	5,266,630	4,771,807	(494,823)
LCDBG Grant- Recreation	125,000	125,000	125,000	
LCDBG Grant- WWKS	-	186,777	26,066	(160,711)
Total revenues	<u>3,098,091</u>	<u>6,378,407</u>	<u>4,922,873</u>	<u>(1,455,534)</u>
EXPENDITURES				
Capital outlay	<u>3,098,091</u>	<u>6,352,341</u>	<u>4,896,807</u>	<u>1,455,534</u>
Total expenditures	<u>3,098,091</u>	<u>6,352,341</u>	<u>4,896,807</u>	<u>1,455,534</u>
Excess (deficiency) of revenues over expenditures	-	(26,066)	26,066	52,132
OTHER FINANCING SOURCES (USES)				
Transfers out:			-	
Water Works	-	26,066	(26,066)	(52,132)
Total other financing sources and uses	<u>-</u>	<u>26,066</u>	<u>(26,066)</u>	<u>(52,132)</u>
Net change in fund balance	-	-	-	-
Fund balances—beginning	<u>-</u>	<u>-</u>	<u>-</u>	<u>-</u>
Fund balances—ending	<u>\$ -</u>	<u>\$ -</u>	<u>\$ -</u>	<u>\$ -</u>

Parish of St. Charles
 Schedule of Revenues, Expenditures, and Changes
 in Fund Balances - Budget and Actual
 Recreational Facilities Construction Capital Project Fund
 For The Year Ended December 31, 2012

	<u>Original</u>	<u>Final</u>	<u>Actual Amounts</u>	Variance with Final Budget- Positive (Negative)
REVENUES				
Investment earnings	\$ 350	\$ 830	\$ 849	\$ 19
Total revenues	<u>350</u>	<u>830</u>	<u>849</u>	<u>19</u>
EXPENDITURES				
Capital outlay	598,500	25,000	24,452	548
Total expenditures	<u>598,500</u>	<u>25,000</u>	<u>24,452</u>	<u>548</u>
Excess (deficiency) of revenues over expenditures	<u>(598,150)</u>	<u>(24,170)</u>	<u>(23,603)</u>	<u>567</u>
Net change in fund balance	(598,150)	(24,170)	(23,603)	567
Fund balances—beginning	<u>600,211</u>	<u>600,543</u>	<u>600,543</u>	<u>-</u>
Fund balances—ending	<u>\$ 2,061</u>	<u>\$ 576,373</u>	<u>\$ 576,940</u>	<u>\$ 567</u>

Parish of St. Charles
 Schedule of Revenues, Expenditures, and Changes
 in Fund Balances - Budget and Actual
 Front Foot Assessment Maintenance Capital Project Fund
 For The Year Ended December 31, 2012

	Original	Final	Actual Amounts	Variance with Final Budget- Positive (Negative)
REVENUES				
Investment earnings	\$ 3,800	\$ 4,000	\$ 4,006	\$ 6
Total revenues	3,800	4,000	4,006	6
EXPENDITURES				
Total expenditures	-	-	-	-
Excess (deficiency) of revenues over expenditures	3,800	4,000	4,006	6
OTHER FINANCING SOURCES (USES)				
Transfers out:				
GF Indirect Cost Allocation	(5,500)	-	-	-
Total transfers out	(5,500)	-	-	-
Total other financing sources and uses	(5,500)	-	-	-
Net change in fund balance	(1,700)	4,000	4,006	6
Fund balances—beginning	959,537	964,963	964,963	-
Fund balances—ending	\$ 957,837	\$ 968,963	\$ 968,969	\$ 6

Parish of St. Charles
 Schedule of Revenues, Expenditures, and Changes
 in Fund Balances - Budget and Actual
 WBHPL Grant
 For The Year Ended December 31, 2011

	<u>Original</u>	<u>Final</u>	<u>Actual Amounts</u>	<u>Variance with Final Budget- Positive (Negative)</u>
REVENUES				
Intergovernmental				
Department of Transportation & Developer	\$ 1,100,000	\$ -	\$ -	\$ -
Facility Plan & Control	500,000	-	-	-
Office of Coastal Protection & Restoration	2,613,567	1,098,137	1,306,108	207,971
Investment earnings	-	1,320	1,339	19
Total revenues	<u>4,213,567</u>	<u>1,099,457</u>	<u>1,307,447</u>	<u>207,990</u>
EXPENDITURES				
Capital outlay	<u>19,059,480</u>	<u>3,439,024</u>	<u>3,399,868</u>	<u>39,156</u>
Total expenditures	<u>19,059,480</u>	<u>3,439,024</u>	<u>3,399,868</u>	<u>39,156</u>
Excess (deficiency) of revenues over expenditures	(14,845,913)	(2,339,567)	(2,092,421)	247,146
OTHER FINANCING SOURCES (USES)				
Transfers in:				
General Fund	<u>13,559,480</u>	<u>3,437,704</u>	<u>2,777,702</u>	<u>(660,002)</u>
Total transfers in	<u>13,559,480</u>	<u>3,437,704</u>	<u>2,777,702</u>	<u>(660,002)</u>
Total other financing sources and uses	<u>13,559,480</u>	<u>3,437,704</u>	<u>2,777,702</u>	<u>(660,002)</u>
Net change in fund balance	(1,286,433)	1,098,137	685,281	(412,856)
Fund balances—beginning	<u>1,286,433</u>	<u>1,199,086</u>	<u>1,199,086</u>	<u>-</u>
Fund balances—ending	<u>\$ -</u>	<u>\$ 2,297,223</u>	<u>\$ 1,884,367</u>	<u>\$ (412,856)</u>

Parish of St. Charles
 Capital Assets Used in the Operation of Governmental Funds
 Comparative Schedules by Source
 December 31, 2012

Governmental funds capital assets:	
Land	\$ 9,863,978
Buildings	30,575,467
Improvements other than buildings	73,377,088
Machinery & equipment	33,774,778
Infrastructure	124,093,977
Construction work in progress	36,124,176
Total governmental funds capital assets	<u>\$ 307,809,464</u>
Investments in governmental funds capital assets by source:	
General fund	\$ 25,030,767
Special revenue funds	130,203,907
Capital project funds	45,442,048
Donations	107,132,742
	<u>\$ 307,809,464</u>

Parish of St. Charles
Capital Assets Used in the Operation of Governmental Funds
Schedule by Function and Activity
December 31, 2012

Function and Activity	Land	Buildings	Improvements Other Than Buildings	Machinery and Equipment	Infrastructure	Construction in Progress	Total
General government:							
Legislative	\$ -	\$ -	\$ 13,845	\$ 327,384	\$ -	\$ -	\$ 341,229
Judicial	-	-	-	198,186	-	-	198,186
Executive	-	-	-	47,872	-	-	47,872
Financial & administration	-	-	-	290,253	-	-	290,253
General administration	2,117,857	8,691,489	1,142,464	2,065,013	-	1,135,251	15,152,074
Total general government	<u>2,117,857</u>	<u>8,691,489</u>	<u>1,156,309</u>	<u>2,928,708</u>	<u>-</u>	<u>1,135,251</u>	<u>16,029,614</u>
Public safety	457,688	2,117,063	182,150	1,282,959	-	4,913,118	8,952,978
Public works	2,068,026	1,662,509	65,225,933	27,372,024	124,093,977	28,290,353	248,712,822
Health and welfare	188,000	2,150,121	-	743,586	-	1,689,693	4,771,400
Culture and recreation	3,903,979	15,671,389	6,812,696	1,183,731	-	95,761	27,667,556
Economic development	1,128,428	282,896	-	263,770	-	-	1,675,094
Total governmental funds capital assets	<u>\$ 9,863,978</u>	<u>\$ 30,575,467</u>	<u>\$ 73,377,088</u>	<u>\$ 33,774,778</u>	<u>\$ 124,093,977</u>	<u>\$ 36,124,176</u>	<u>\$ 307,809,464</u>

Parish of St. Charles
Capital Assets Used in the Operation of Governmental Funds
Schedule of Changes by Function and Activity
For the Fiscal Year Ended December 31, 2012

Function & Activity	Governmental Funds Capital Assets December 31, 2011	Additions	Deletions	Adjustments	Governmental Funds Capital Assets December 31, 2012
General government:					
Legislative	\$ 277,598	\$ 63,631	\$ -	\$ -	\$ 341,229
Judicial	231,527	29,252	(62,593)	-	198,186
Executive	47,872	-	-	-	47,872
Financial & administration	306,010	-	(15,757)	-	290,253
General administration	12,813,751	787,826	(98,019)	513,265	14,016,823
Total general government	<u>13,676,758</u>	<u>880,709</u>	<u>(176,369)</u>	<u>513,265</u>	<u>14,894,363</u>
Public safety	4,040,269	19,164	(59,919)	40,346	4,039,860
Public works	204,371,153	16,608,255	(2,514,399)	1,957,460	220,422,469
Health and welfare	3,171,715	31,628	(121,636)	-	3,081,707
Culture and recreation	24,414,780	2,933,744	(110,535)	333,806	27,571,795
Economic development	1,830,888	9,127	(164,921)	-	1,675,094
Construction work in progress	32,745,009	24,384,327	(20,935,190)	(69,970)	36,124,176
Total governmental funds	<u>\$ 284,250,572</u>	<u>\$ 44,866,954</u>	<u>\$ (24,082,968)</u>	<u>\$ 2,774,907</u>	<u>\$ 307,809,464</u>



SELECTED NONMAJOR COMPONENT UNITS

St. Charles Parish Communications District

The Communications District was established by parish ordinance on August 4, 1986 under the provisions of Louisiana Revised Statute 33:9101-9106. The district was established to maintain and operate a 911 emergency telephone system for St. Charles Parish. Funding is provided from an emergency telephone service charge not to exceed five percent (5%) of the highest tariff rate for local telephone service supplied within the district. The district is governed by a seven-member board of control. Only one elected Parish council member serves on this board. Since the district's board is not the same as the elected Parish council, and it does not provide services only to the Parish government, it is reported as a discretely presented component unit. The Communications District does not issue separate financial statements. The district has a fiscal year ending on December 31.

St. Charles Parish Library Service District No. 1

The Library Service District was established by parish ordinance on November 9, 1948, under the provisions of Louisiana Revised Statute 25:211. Funding is provided from ad valorem taxes, state aid, state grants, and book fines. Expenditures are restricted to library services. The library is governed by a five-member board of control, appointed by the same elected council that governs the Parish. Since the district's board is not the same as the elected Parish council, and it does not provide services only to the Parish government, it is reported as a discretely presented component unit. The library does not issue separate financial statements. The Library Service District has a fiscal year ending December 31.

The Sunset Drainage District of St. Charles Parish and the St. Charles Hospital Service District are also discretely presented component units of the Parish. These two component units issue separate financial statements. Their combined financial statements may be obtained directly from their administrative offices as listed below:

*Sunset Drainage District of St. Charles Parish
P. O. Box 3647
Paradis, LA 70080*

*St. Charles Parish Hospital Service District
P. O. Box 87
Luling, LA 70070*

Parish of St. Charles
Communications District-Discretely Presented Component Unit
Library Service District No. 1-Discretely Presented Component Unit
Balance Sheet
December 31, 2012

	Communications District	Library Service District No. 1
ASSETS		
Cash and cash equivalents	\$ 483	\$ 1,280
Investments	2,201,208	5,165,190
Receivables, net:		
Ad valorem taxes	-	4,994,000
Other	119,460	45,959
Due from primary government	1,989	-
Due from other governments	14,948	44,795
Prepaid Fees	1,197	-
Total assets	\$ 2,339,285	\$ 10,251,224
LIABILITIES AND FUND BALANCES		
Liabilities:		
Accounts payable	\$ 225,471	\$ 256,418
Due to primary government	1,765	7,023
Due to other governments	-	-
Other liabilities	-	58,964
Unearned revenues - Ad valorem taxes	-	5,059,961
Total liabilities	227,236	5,382,366
Fund balances:		
Nonspendable:	-	-
Restricted:	1,197	4,868,858
Committed:	-	-
Assigned:	2,110,852	-
Unassigned:	-	-
Total fund balances	2,112,049	4,868,858
Total liabilities and fund balances	\$ 2,339,285	\$ 10,251,224

Parish of St. Charles
 Communications District-Discretely Presented Component Unit
 Library Service District No. 1-Discretely Presented Component Unit
 Reconciliation of the Governmental Funds Balance Sheet
 To the Statement of Net Assets⁽¹⁾
 December 31, 2012

	<u>Communications District</u>	<u>Library Service District No. 1</u>
Fund balances - total governmental funds	\$ 2,112,049	\$ 4,868,858
Amounts reported for governmental activities in the statement of net assets differs because:		
Capital assets used in governmental activities are not financial resources and, therefore, are not reported in the governmental funds		
Governmental capital assets	1,656,112	5,457,838
Less accumulated depreciation	(1,036,962)	(3,617,807)
Net assets of governmental activities	<u>\$ 2,731,199</u>	<u>\$ 6,708,889</u>

(1) See Exhibit A-13 for The Combining Statement of Net Assets- Discretely Presented Component Units.

Parish of St. Charles
Communications District-Discretely Presented Component Unit
Library Service District No. 1-Discretely Presented Component Unit
Statement of Revenues, Expenditures, and Changes in Fund Balances
For The Year Ended December 31, 2012

	Communications District	Library Service District No. 1
REVENUES		
Taxes:		
Ad valorem taxes	\$ -	\$ 4,910,770
Intergovernmental revenues:		
Federal funds:		
Disaster Relief (FEMA)	-	44,795
State funds:		
State aid to public libraries	-	11,505
State payment in lieu of taxes	-	67,018
Local grants	1,055,873	-
Fees, charges, and commissions	652,047	26,512
Fines and forfeitures	-	8,006
Investment earnings	3,659	16,471
Miscellaneous	-	514
Total revenues	1,711,579	5,085,591
EXPENDITURES		
Current:		
Public safety	1,350,221	-
Culture and recreation	-	4,039,563
Capital Outlay	287,746	811,986
Total expenditures	1,637,967	4,851,549
Excess (deficiency) of revenues over (under) expenditures	73,612	234,042
OTHER FINANCING SOURCES (USES)		
Proceeds from sale of assets	3	103
Total other financing sources and uses	3	103
Net change in fund balance	73,615	234,145
Fund balances- beginning	2,038,434	4,634,713
Fund balances-ending	\$ 2,112,049	\$ 4,868,858

Parish of St. Charles
 Communications District-Discretely Presented Component Unit
 Library Service District No. 1-Discretely Presented Component Unit
 Reconciliation of the Statement of Revenues, Expenditures,
 and Changes in Fund Balances of Governmental Funds
 To the Statement of Activities ⁽¹⁾
 For the Year Ended December 31, 2012

	Communications District	Library Service District No. 1
Net change in fund balances - total governmental funds	\$ 73,615	\$ 234,145
Amounts reported for governmental activities in the statement of activities differs because:		
Governmental funds report capital outlays as expenditures. However, in the statement of activities the cost of those assets is allocated over their estimated useful lives and reported as depreciation expense.		
Capital outlay	287,746	451,216
Depreciation expense	(97,134)	(348,025)
Net effect of miscellaneous transactions involving capital assets	4,564	147,312
Transfer of Construction in Progress to governmental activities	-	(76,941)
Change in net assets of governmental activities	\$ 268,791	\$ 407,707

⁽¹⁾ See Exhibit A-14 for The Combining Statement of Activities -All Discretely Presented Component Units.

Parish of St. Charles
Schedule of Revenues, Expenditures, and Changes
in Fund Balance - Budget and Actual
Communications District-Discretely Presented Component Unit
For The Year Ended December 31, 2012

	Budgeted Amounts		Actual Amounts	Variance with Final Budget- Positive (Negative)
	Original	Final		
REVENUES				
Intergovernmental revenues:				
Local grants	\$ 981,300	\$ 981,300	\$ 1,055,873	\$ 74,573
Fees, charges, and commissions:				
Emergency telephone service charges	230,000	230,000	199,803	(30,197)
Emergency wireless service charges	365,000	365,000	398,481	33,481
Prepaid wireless service charges	48,000	48,000	53,763	5,763
Total fees, charges, and commissions:	643,000	643,000	652,047	9,047
Investment earnings	3,700	3,700	3,659	(41)
Total revenues	1,628,000	1,628,000	1,711,579	83,579
EXPENDITURES				
Current:				
Public safety	1,599,270	1,607,270	1,393,095	214,175
Capital Outlay	31,000	337,000	244,872	92,128
Total expenditures	1,630,270	1,944,270	1,637,967	306,303
Excess (deficiency) of revenues over (under) expenditures	(2,270)	(316,270)	73,612	389,882
OTHER FINANCING SOURCES (USES)				
Proceeds from sale of assets	-	-	3	3
Total other financing sources and uses	-	-	3	3
Net change in fund balance	(2,270)	(316,270)	73,615	389,885
Fund balances- beginning	2,038,434	2,038,434	2,038,434	-
Fund balances-ending	\$ 2,036,164	\$ 1,722,164	\$ 2,112,049	\$ 389,885

Parish of St. Charles
 Schedule of Revenues, Expenditures, and Changes
 in Fund Balance - Budget and Actual
 Library Service District No. 1-Discretely Presented Component Unit
 For The Year Ended December 31, 2012

	Budgeted Amounts		Actual Amounts	Variance with Final Budget- Positive (Negative)
	Original	Final		
REVENUES				
Taxes:				
Ad valorem taxes	\$ 4,705,000	\$ 4,705,000	\$ 4,910,770	\$ 205,770
Intergovernmental revenues:				
Federal funds:				
National Science Found. Grant	-	-	-	-
Disaster Relief (FEMA)	-	-	44,795	44,795
State funds:				
State aid to public libraries	-	-	11,505	11,505
State library grants	-	-	-	-
State payment in lieu of taxes	66,200	66,200	67,018	818
Total intergovernmental revenues	<u>66,200</u>	<u>66,200</u>	<u>123,318</u>	<u>57,118</u>
Fees, charges, and commissions:				
Charges for photocopier	7,000	7,000	9,811	2,811
Miscellaneous fees	5,000	5,000	16,701	11,701
Total fees, charges, and commissions	<u>12,000</u>	<u>12,000</u>	<u>26,512</u>	<u>14,512</u>
Fines and forfeitures:				
Delinquent books	5,000	5,000	8,006	3,006
Investment earnings	14,000	14,000	16,471	2,471
Gifts & donations	-	-	514	514
Total revenues	<u>4,802,200</u>	<u>4,802,200</u>	<u>5,085,591</u>	<u>283,391</u>
EXPENDITURES				
Current:				
Culture and recreation	4,899,333	4,899,333	4,039,563	859,770
Capital Outlay	3,179,000	3,179,000	811,986	2,367,014
Total expenditures	<u>8,078,333</u>	<u>8,078,333</u>	<u>4,851,549</u>	<u>3,226,784</u>
Excess (deficiency) of revenues over (under) expenditures	<u>(3,276,133)</u>	<u>(3,276,133)</u>	<u>234,042</u>	<u>3,510,175</u>
OTHER FINANCING SOURCES (USES)				
Proceeds from sale of assets	-	-	103	103
Total other financing sources and uses	<u>-</u>	<u>-</u>	<u>103</u>	<u>103</u>
Net change in fund balance	(3,276,133)	(3,276,133)	234,145	3,510,278
Fund balances- beginning	4,634,713	4,634,713	4,634,713	-
Fund balances-ending	<u>\$ 1,358,580</u>	<u>\$ 1,358,580</u>	<u>\$ 4,868,858</u>	<u>\$ 3,510,278</u>

Statistical Section

**Parish of St. Charles
Comprehensive Annual Financial Report
For The Year Ended December 31, 2012**

TABLE OF CONTENTS

Exhibit Page

Statistical Section (Unaudited)

This part of the Parish of St. Charles comprehensive annual financial report presents detailed information as a context for understanding what the information in the financial statements, note disclosures, and required supplementary information says about the government's overall financial health.

Table of Contents- Statistical Section/Narrative.....	127
---	-----

Financial Trends:

These schedules trend information to help the reader understand how the government's financial performance and well-being have changed over time.

Net Position by Components, Last Ten Years	E-1	130
Changes in Net Position, Last Ten Years	E-2	132
Fund Balance of Governmental Funds, Last Ten Years	E-3	134
Changes in Fund Balance of Governmental Funds, Last Ten Years	E-4	136

Revenue Capacity:

These schedules contain information to help the reader assess the government's most significant local revenue sources: sales tax and property tax. The principal sales tax revenue payers by industry are not available.

Assessed Value and Estimated Actual Value of Taxable Property, Last Ten Years	E-5	138
Property Tax Rates – Direct and Overlapping Governments, Last Ten Years	E-6	139
Principal Property Taxpayers, Current Year and Nine Years Ago	E-7	140
Sales Tax Collections Last Ten Years.....	E-8	141
Property Tax Levies and Collections, Last Ten Years	E-9	142

Debt Capacity:

These schedules present information to help the reader assess the affordability of the government's current levels of outstanding debt and the government's ability to issue additional debt in the future.

Ratio of Outstanding Debt by Type, Last Ten Years	E-10	144
Ratio of General Bonded Debt Outstanding, Last Ten Years	E-11	146
Direct and Overlapping Governmental Activities Debt, December 31, 2012	E-12	147
Legal Debt Margin Calculation, Last Ten Years	E-13	148
Pledged Revenue Coverage, Last Ten Years	E-14	150

Demographic and Economic Information:

These schedules offer demographic and economic indicators to help the reader understand the environment within which the government's financial activities take place.

Demographic and Economic Statistics, Last Ten Years	E-15	151
Principal Employers, Current Year and Nine Years Ago	E-16	152

**Parish of St. Charles
Comprehensive Annual Financial Report
For The Year Ended December 31, 2012**

TABLE OF CONTENTS (CONTINUED)

Exhibit Page

Statistical Section (Unaudited)(Continued)

Operating Information:

These schedules contain service and infrastructure data to help the reader understand how the information in the government's financial report relates to the services the government provides and the activities it performs.

Full-time Equivalent Parish Employees by Function, Last Ten Years	E-17	153
Operating Indicators by Function/Program, Last Four Years	E-18	154
 Schedules (Supplementary Financial Information)		
Capital Asset Statistic by Function Last Ten Fiscal Years	E-19	155
Schedule of Insurance Policies in Force	E-20	156





Parish of St. Charles
Net Position by Component
Last Ten Years
(Unaudited)

	2003	2004	2005	2006
Governmental activities				
Invested in capital assets, net of related debt	\$ 54,608,406	\$ 69,591,175	\$ 73,264,359	\$ 88,518,346
Restricted for:	11,858,098	9,918,330	8,994,356	8,164,263
Maintenance/Operations	-	-	-	-
Debt Service	-	-	-	-
Capital Projects	-	-	-	-
Special Revenue	-	-	-	-
Unrestricted	37,633,367	31,521,752	42,608,063	54,768,676
Total governmental activities net position	\$ 104,099,871	\$ 111,031,257	\$ 124,866,778	\$ 151,451,285
Business-type activities				
Invested in capital assets, net of related debt	\$ 99,324,370	\$ 96,899,668	\$ 95,294,688	\$ 97,596,993
Restricted for:	5,206,894	4,958,811	5,597,147	7,417,357
Maintenance/Operations	-	-	-	-
Debt Service	-	-	-	-
Capital Projects	-	-	-	-
Special Revenue	-	-	-	-
Unrestricted	2,445,334	2,659,978	2,933,159	4,759,642
Total business-type activities net position	\$ 106,976,598	\$ 104,518,457	\$ 103,824,994	\$ 109,773,992
Primary government				
Invested in capital assets, net of related debt	\$ 153,932,776	\$ 166,490,843	\$ 168,559,047	\$ 186,115,339
Restricted	17,064,992	14,877,141	14,591,503	15,581,620
Maintenance/Operations	-	-	-	-
Debt Service	-	-	-	-
Capital Projects	-	-	-	-
Special Revenue	-	-	-	-
Unrestricted	40,078,701	34,181,730	45,541,222	59,528,318
Total primary government net position	\$ 211,076,469	\$ 215,549,714	\$ 228,691,772	\$ 261,225,277

Source: Audited Comprehensive Annual Financial Report.

Note: The parish began to report accrual information when it implemented GASB Statement 34 in 2003.

Exhibit E-1

	2007	2008	2009	2010	2011	2012
\$	97,956,951	\$ 99,123,500	\$ 103,427,078	\$ 120,409,754	\$ 140,450,577	\$ 159,338,478
	7,840,421	7,872,433	10,301,562	10,381,950	33,691,897	
	-	-	-	-	-	31,584,479
	-	-	-	-	-	4,591,657
	-	-	-	-	-	1,884,367
	-	-	-	-	-	3,263,986
	64,562,997	77,137,128	64,931,061	61,097,588	35,099,858	33,236,679
\$	<u>170,360,369</u>	<u>\$ 184,133,061</u>	<u>\$ 178,659,700</u>	<u>\$ 191,889,292</u>	<u>\$ 209,242,332</u>	<u>\$ 233,899,646</u>
\$	99,051,543	\$ 94,825,477	\$ 96,566,346	\$ 102,256,875	\$ 102,829,417	\$ 102,711,267
	7,130,258	8,137,231	8,954,936	9,447,895	10,437,856	
	-	-	-	-	-	-
	-	-	-	-	-	2,857,321
	-	-	-	-	-	7,864,064
	-	-	-	-	-	-
	8,675,669	10,892,319	17,914,946	8,944,554	6,016,479	3,379,723
\$	<u>114,857,470</u>	<u>\$ 113,855,027</u>	<u>\$ 123,436,228</u>	<u>\$ 120,649,324</u>	<u>\$ 119,283,752</u>	<u>\$ 116,812,375</u>
\$	197,008,494	\$ 193,948,977	\$ 199,993,424	\$ 222,666,629	\$ 243,279,994	\$ 262,049,745
	14,970,679	16,009,664	19,256,498	19,829,845	44,129,753	
	-	-	-	-	-	31,584,479
	-	-	-	-	-	7,448,978
	-	-	-	-	-	9,748,431
	-	-	-	-	-	3,263,986
	73,238,666	88,029,447	82,846,007	70,042,142	41,116,337	36,616,402
\$	<u>285,217,839</u>	<u>\$ 297,988,088</u>	<u>\$ 302,095,929</u>	<u>\$ 312,538,616</u>	<u>\$ 328,526,084</u>	<u>\$ 350,712,021</u>

Parish of St. Charles
Changes in Net Position
Last Ten Years
(Unaudited)

	2003	2004	2005	2006	2007	2008	2009	2010	2011	2012
Expenses										
Governmental activities:										
General government	\$ 9,047,181	\$ 9,190,975	\$ 9,482,176	\$ 10,234,268	\$ 14,131,681	\$ 10,755,610	\$ 20,824,397	\$ 14,405,243	\$ 15,314,299	\$ 18,011,540
Public safety	4,754,617	6,188,003	13,831,891	7,107,232	6,675,265	12,165,599	8,410,575	7,399,524	9,664,188	13,628,616
Public works	10,476,106	17,615,424	17,810,336	19,485,320	20,662,921	20,372,591	22,000,978	23,739,793	27,220,169	24,944,066
Health and welfare	2,730,086	2,916,691	3,817,755	3,648,387	4,208,703	4,424,586	5,098,084	5,286,588	6,021,742	5,637,053
Culture and recreation	1,895,257	2,497,697	2,492,969	2,482,841	2,724,819	3,130,278	4,661,002	4,413,617	4,362,368	4,362,368
Economic development and assistance	2,802,533	3,295,347	3,867,097	4,189,764	2,754,328	2,931,667	3,258,321	2,711,225	1,894,222	1,936,176
Interest & other charges on long-term debt	2,410,284	2,693,612	2,470,056	2,027,512	2,357,075	1,699,323	1,595,120	1,339,967	1,068,932	926,822
Total governmental activities expenses	34,116,064	44,397,749	53,772,280	49,175,324	53,514,792	55,479,654	65,848,677	59,295,074	65,320,069	69,446,641
Business-type activities:										
Waterworks utility system	6,803,241	7,201,101	6,732,560	7,582,875	9,140,058	9,671,422	10,005,765	10,186,293	10,144,371	10,768,117
Wastewater utility system	10,060,717	9,712,537	10,393,030	10,388,352	11,677,372	11,795,239	11,376,790	11,199,581	10,473,738	10,728,800
Solid waste collection and disposal	2,818,109	2,820,247	2,814,602	3,139,169	3,528,908	3,743,783	3,736,594	3,750,725	3,382,763	3,387,198
Total business-type activities expenses	19,682,067	19,733,885	19,940,192	21,110,396	24,346,338	25,210,444	25,119,149	25,136,599	24,000,872	24,881,115
Total primary government expenses	53,798,131	64,131,634	73,712,472	70,285,720	77,861,130	80,690,098	90,967,826	84,431,673	89,320,941	94,330,756
Program Revenues										
Governmental activities:										
Charges for services:										
General government	\$ 2,503,272	\$ 1,988,564	\$ 2,763,968	\$ 3,379,117	\$ 3,699,399	\$ 3,701,130	\$ 3,624,990	\$ 2,873,262	\$ 2,926,954	\$ 3,073,497
Public works	52,201	12,148	16,795	5,088	12,946	8,605	11,341	34,984	48,876	20,896
Culture and recreation	49,422	45,358	50,622	62,060	66,270	82,189	107,877	138,657	199,330	244,226
Operating grants and contributions	4,828,524	5,214,681	14,727,200	8,459,923	4,971,050	9,320,506	9,656,650	6,590,029	7,793,403	11,948,264
Capital grants and contributions	2,154,492	1,986,394	2,336,922	14,576,941	9,727,281	2,176,208	2,653,233	9,790,431	12,638,224	10,593,138
Total governmental activities program revenues	9,587,911	9,247,145	19,895,507	26,483,129	18,476,946	15,288,638	16,054,091	19,427,363	23,606,787	25,880,021
Business-type activities:										
Charges for services:										
Waterworks utility system	5,459,475	5,409,933	7,010,523	9,290,495	10,636,932	10,709,725	11,037,959	10,865,178	11,055,175	10,426,391
Wastewater utility system	6,812,540	6,061,740	7,036,979	8,584,119	7,717,179	7,283,534	7,365,461	7,199,368	7,286,282	7,619,198
Solid waste collection and disposal	2,600,665	2,651,656	2,381,887	3,386,105	3,696,745	3,711,229	3,965,403	3,998,917	3,536,887	3,604,549
Operating grants and contributions	168,958	125,965	296,671	-	2,543,557	980,396	143,186	89,784	248,643	227,161
Capital grants and contributions	-	1,247,247	1,437,791	4,400,226	3,120,601	558,703	40,125	14,111	258,951	283,430
Total business-type activities program revenues	15,041,638	16,096,541	18,163,851	25,660,945	27,715,014	23,243,587	22,552,134	22,167,358	22,385,938	22,160,729
Total primary government program revenues	\$ 24,629,549	\$ 25,343,686	\$ 38,059,358	\$ 52,144,074	\$ 46,191,960	\$ 38,532,225	\$ 38,606,225	\$ 41,594,721	\$ 45,992,725	\$ 48,040,750
Net (expenses)/revenue										
Governmental activities	\$ (24,528,153)	\$ (35,150,604)	\$ (33,876,773)	\$ (22,692,195)	\$ (35,037,846)	\$ (40,191,016)	\$ (49,794,586)	\$ (39,867,711)	\$ (41,713,282)	\$ (43,566,620)
Business-type activities	(4,640,429)	(3,637,344)	(1,776,341)	4,550,549	3,368,676	(1,966,857)	(2,667,015)	(2,969,241)	(1,614,934)	(2,723,386)
Total primary government net expenses	\$ (29,168,582)	\$ (38,787,948)	\$ (35,653,114)	\$ (18,141,646)	\$ (31,669,170)	\$ (42,157,873)	\$ (52,361,601)	\$ (42,836,952)	\$ (43,328,216)	\$ (46,290,006)

General Revenues & Other Changes in Net Position

	2003	2004	2005	2006	2007	2008	2009	2010	2011	2012
Governmental activities:										
Taxes										
Ad valorem taxes	\$ 17,225,420	\$ 17,011,703	\$ 17,619,869	\$ 17,789,328	\$ 19,003,307	\$ 20,524,233	\$ 21,457,700	\$ 22,835,369	\$ 22,137,484	\$ 23,765,758
Sales taxes	18,043,803	20,304,470	24,489,895	28,935,942	29,571,279	32,221,461	32,710,536	28,288,787	34,268,437	41,172,766
Alcoholic beverage tax	57,616	60,995	61,352	62,072	54,518	53,028	52,382	50,737	45,892	50,889
Airport expansion agreement	279,991	217,059	190,432	178,166	165,256	144,877	-	-	-	1,381,602
Cable TV franchise tax	482,355	500,816	393,388	549,090	615,232	633,810	638,467	666,451	695,297	732,974
Investment earnings	885,459	955,368	1,591,960	3,061,811	3,865,138	2,678,483	975,318	534,967	401,819	313,348
Additions to Claims & Judgments	-	-	-	-	-	(1,109,227)	-	-	-	-
Implementation of GASB 45	-	-	-	-	-	(2,103,010)	-	-	-	-
Miscellaneous	871,533	1,591,747	2,658,353	217,386	676,300	661,709	195,205	600,259	1,708,946	943,492
Gain (loss) on disposal of capital assets	-	99,118	1,587,045	(567,093)	-	143,598	-	-	-	-
Transfer - Capital Contributions	-	-	-	0	-	-	-	-	-	76,941
Transfer (to) from other funds	(913,000)	(1,556,208)	(680,000)	(950,000)	(4,100)	(84,955)	(11,708,386)	120,733	(191,553)	(213,836)
Total governmental activities	36,933,177	39,185,068	47,712,294	49,276,702	53,946,930	53,764,007	44,321,222	53,097,303	59,066,322	68,223,934
Business-type activities:										
Taxes										
Ad valorem taxes	-	-	-	-	445	12	-	-	-	-
Investment earnings	137,953	84,261	202,878	448,438	1,533,868	879,447	439,830	54,906	46,625	37,265
Miscellaneous	-	-	-	-	-	-	-	248,164	11,184	908
Gain (loss) on disposal of capital assets	-	(461,266)	-	-	-	-	-	-	-	-
Transfer (to) from other funds	913,000	1,556,208	880,000	950,000	4,100	84,955	11,708,386	(120,733)	191,553	213,836
Total business-type activities	1,050,953	1,179,203	1,082,878	1,398,449	1,538,413	964,414	12,148,216	182,337	249,362	252,009
Total primary government	37,984,130	40,364,271	48,795,172	50,675,151	55,485,343	54,728,421	56,469,438	53,279,640	59,315,684	68,475,943
Change in Net Position										
Governmental activities	\$ 12,405,024	\$ 4,034,464	\$ 13,835,521	\$ 26,584,507	\$ 18,909,084	\$ 13,572,991	\$ (5,473,564)	\$ 13,229,592	\$ 17,353,040	\$ 24,657,314
Business-type activities	(3,589,476)	(2,458,141)	(693,463)	5,948,998	4,907,089	(1,002,443)	9,581,201	(2,786,904)	(1,365,572)	(2,471,377)
Total primary government	\$ 8,815,548	\$ 1,576,323	\$ 13,142,058	\$ 32,533,505	\$ 23,816,173	\$ 12,570,548	\$ 4,107,837	\$ 10,442,688	\$ 15,987,468	\$ 22,185,937

Source: Audited Comprehensive Annual Financial Report.

Note: The parish began to report accrual information when it implemented GASB Statement 34 in 2003.

Parish of St. Charles
Fund Balance of Governmental Funds
Last Ten Years
(Unaudited)

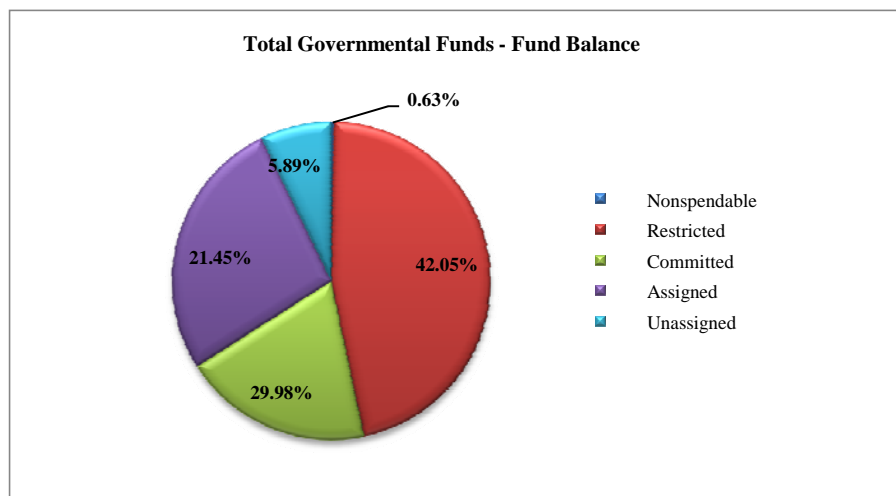
	2003	2004	2005	2006
General Fund				
Reserved	\$ 143,342	\$ 130,549	\$ 43,824	\$ 175,141
Unreserved, reported in:				
General Fund	18,454,081	16,125,137	22,074,709	28,178,035
Designated for Insurance	-	-	-	-
Nonspendable	-	-	-	-
Restricted	-	-	-	-
Committed	-	-	-	-
Assigned	-	-	-	-
Unassigned	-	-	-	-
Total General Fund	<u>\$ 18,597,423</u>	<u>\$ 16,255,686</u>	<u>\$ 22,118,533</u>	<u>\$ 28,353,176</u>
All other governmental funds				
Reserved	\$ 12,446,104	\$ 8,890,313	\$ 8,994,726	\$ 7,078,607
Unreserved, reported in:				
Special revenue funds	18,194,815	14,495,814	18,537,294	25,761,273
Capital projects funds	3,719,956	2,438,013	2,546,540	2,279,133
Nonspendable	-	-	-	-
Restricted	-	-	-	-
Committed	-	-	-	-
Assigned	-	-	-	-
Unassigned	-	-	-	-
Total all other governmental funds	<u>\$ 34,360,875</u>	<u>\$ 25,824,140</u>	<u>\$ 30,078,560</u>	<u>\$ 35,119,013</u>

Source: Audited Comprehensive Annual Financial Report.

Note: The parish began to report accrual information when it implemented GASB Statement 34 in 2003.
The parish began to report Fund Balance Reporting when it implemented GASB Statement 54 in 2011.

Exhibit E-3

2007	2008	2009	2010	2011	2012
\$ 234,239	\$ 81,050	\$ 291,322	\$ 303,998	\$ -	\$ -
34,373,118	41,750,290	33,822,823	35,816,102	-	-
1,373,577	1,436,279	1,374,700	1,264,575	-	-
-	-	-	-	417,043	202,327
-	-	-	-	3,055,030	260,178
-	-	-	-	15,012,261	12,052,002
-	-	-	-	16,880,927	23,845,305
-	-	-	-	4,758,040	6,466,751
<u>\$ 35,980,934</u>	<u>\$ 43,267,619</u>	<u>\$ 35,488,845</u>	<u>\$ 37,384,675</u>	<u>\$ 40,123,301</u>	<u>\$ 42,826,563</u>
\$ 6,230,000	\$ 6,759,906	\$ 10,302,990	\$ 5,664,793	\$ -	\$ -
30,797,386	36,346,746	34,379,718	34,330,891	-	-
1,744,101	1,850,417	1,862,172	2,396,037	-	-
-	-	-	-	91,749	67,546
-	-	-	-	30,636,867	41,064,311
-	-	-	-	9,006,227	5,160,704
-	-	-	-	304,264	36,007
-	-	-	-	(23,846)	(7,669)
<u>\$ 38,771,487</u>	<u>\$ 44,957,069</u>	<u>\$ 46,544,880</u>	<u>\$ 42,391,721</u>	<u>\$ 40,015,261</u>	<u>\$ 46,320,899</u>



Parish of St. Charles
Changes in Fund Balance of Governmental Funds
Last Ten Years
(Unaudited)

	2003	2004	2005	2006
Revenues				
Taxes:				
Ad valorem taxes	\$ 17,225,420	\$ 17,011,703	\$ 17,619,869	\$ 17,789,328
Sales taxes	18,043,803	20,304,470	24,489,895	28,935,942
Other taxes	819,962	778,870	645,172	789,328
Licenses and permits	769,681	827,931	839,675	1,242,174
Intergovernmental revenues	6,935,577	7,163,825	16,953,679	8,650,916
Fees, charges, and commissions	1,329,576	703,083	1,373,984	1,461,908
Fines and forfeitures	553,077	552,306	728,169	835,566
Investment earnings	885,459	955,368	1,591,960	3,061,811
Miscellaneous	865,645	1,591,747	2,658,353	217,386
Total revenues	<u>47,428,200</u>	<u>49,889,303</u>	<u>66,900,756</u>	<u>62,984,359</u>
Expenditures				
Current:				
General government	8,653,378	8,752,033	9,124,143	9,878,954
Public safety	4,677,689	6,102,878	13,732,493	7,006,258
Public works	4,776,529	11,197,567	10,882,350	12,101,696
Health and welfare	2,699,458	2,834,907	3,714,756	3,536,016
Culture and recreation	1,714,087	2,281,202	2,256,210	2,237,601
Economic development & assistance	2,751,965	3,251,584	3,813,076	4,142,637
Debt service:				
Principal	6,220,000	6,860,000	3,975,000	4,905,000
Interest and other charges	3,106,265	2,608,305	2,311,855	1,935,264
Capital outlay	21,547,523	16,259,490	3,569,569	6,455,670
Total expenditures	<u>56,146,894</u>	<u>60,147,966</u>	<u>53,379,452</u>	<u>52,199,096</u>
Excess (deficiency) of revenues over expenditures	\$ (8,718,694)	\$ (10,258,663)	\$ 13,521,304	\$ 10,785,263
Other financing sources (uses)				
Transfer in	315,733	3,480,424	1,819,393	992,998
Transfer out	(1,228,733)	(5,036,632)	(2,699,393)	(1,942,998)
Insurance Recoveries	-	-	-	1,439,833
Issuance of Debt	-	-	-	-
Bond proceeds	27,428,797	790,978	7,170,000	-
Premium (discount) on debt issued	-	-	53,018	-
Payment to refunded bond escrow agent	(22,351,339)	-	(9,747,055)	-
Proceeds from sale of assets	-	145,421	-	-
Compensation for Loss/Damaged Assets	5,888	-	-	-
Total other financing sources (uses)	<u>4,170,346</u>	<u>(619,809)</u>	<u>(3,404,037)</u>	<u>489,833</u>
Net change in fund balance	<u>\$ (4,548,348)</u>	<u>\$ (10,878,472)</u>	<u>\$ 10,117,267</u>	<u>\$ 11,275,096</u>
Debt service as a percentage of noncapital expenditures	27.0%	21.6%	12.6%	15.0%

Source: Audited Comprehensive Annual Financial Report.

Exhibit E-4

	2007	2008	2009	2010	2011	2012
\$	19,003,307	\$ 20,524,233	\$ 21,457,700	\$ 22,835,369	\$ 22,137,484	\$ 23,765,758
	29,571,279	32,221,461	32,710,536	28,288,787	34,268,437	41,172,766
	835,006	831,715	690,849	717,188	741,189	2,165,465
	888,645	1,057,834	1,224,314	1,161,535	1,220,781	1,229,153
	5,630,392	10,429,886	12,309,883	16,380,460	20,431,627	22,541,402
	1,947,317	1,646,809	1,588,923	806,151	784,418	864,930
	990,057	1,150,017	930,971	1,079,217	1,169,961	1,244,536
	3,865,138	2,678,484	975,318	534,967	401,819	313,348
	676,300	800,780	195,205	505,998	1,708,592	758,428
	<u>63,407,441</u>	<u>71,341,219</u>	<u>72,083,699</u>	<u>72,309,672</u>	<u>82,864,308</u>	<u>94,055,786</u>
	11,083,755	11,878,304	12,728,576	13,398,419	13,457,653	14,222,928
	6,458,952	11,923,099	8,213,440	7,212,336	9,504,072	13,524,991
	13,011,540	12,581,356	14,010,111	14,964,380	18,895,378	16,780,029
	4,102,703	4,311,443	4,961,591	5,133,224	5,874,174	5,511,268
	2,442,864	2,826,658	3,471,293	3,814,620	3,224,064	3,337,795
	2,712,710	2,900,060	3,236,146	2,701,925	1,878,426	1,918,806
	4,765,000	4,990,000	5,060,000	5,280,000	2,430,000	2,530,000
	1,753,490	1,596,006	1,500,361	1,303,810	1,098,587	971,725
	8,036,457	4,972,114	13,384,662	20,973,281	25,948,589	26,320,572
	<u>54,367,471</u>	<u>57,979,040</u>	<u>66,566,180</u>	<u>74,781,995</u>	<u>82,310,943</u>	<u>85,118,114</u>
\$	9,039,970	\$ 13,362,179	\$ 5,517,519	\$ (2,472,323)	\$ 553,365	\$ 8,937,672
	735,729	687,339	627,029	4,049,795	3,014,402	3,828,016
	(739,829)	(781,478)	(12,335,512)	(3,929,062)	(3,205,955)	(4,041,852)
	-	4,527	-	-	-	-
	920,000	-	-	-	-	-
	-	-	-	-	-	12,500,000
	-	-	-	-	-	-
	-	-	-	-	-	(12,400,000)
	-	-	-	91,457	-	181,853
	-	-	-	2,804	354	3,211
	<u>915,900</u>	<u>(89,612)</u>	<u>(11,708,483)</u>	<u>214,994</u>	<u>(191,199)</u>	<u>71,228</u>
\$	<u>9,955,870</u>	<u>\$ 13,272,567</u>	<u>\$ (6,190,964)</u>	<u>\$ (2,257,329)</u>	<u>\$ 362,166</u>	<u>\$ 9,008,900</u>
	14.1%	12.4%	12.3%	12.2%	6.3%	6.0%

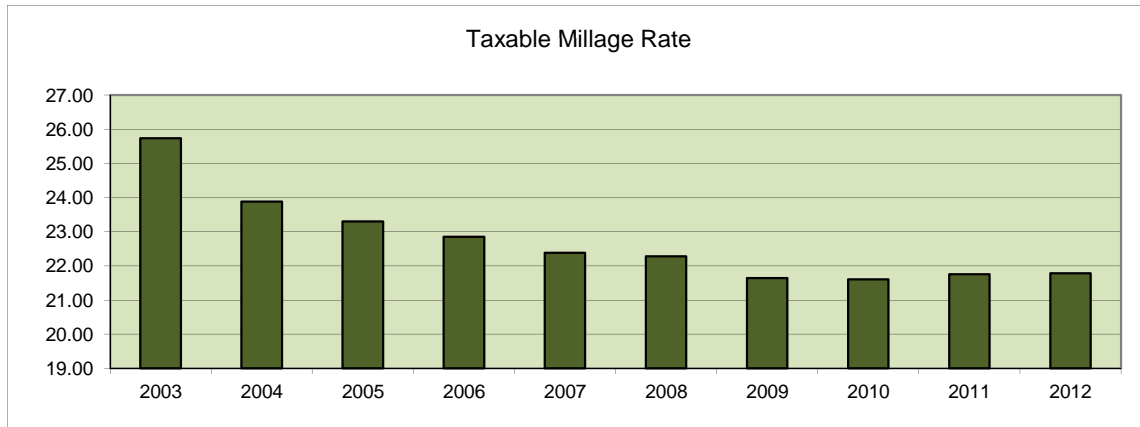
Parish of St. Charles
Assessed Value and Estimated Actual Value of Taxable Property
Last Ten Years
(Unaudited)

Year Ended	Real Property		Other	Less: Homestead Exemption	Total Taxable Assessed Value	Total Direct Tax Rate	Estimated Actual Taxable Value	Assessed Value ¹ as a Percentage of Actual Value
	Residential Property	Commercial Property	Public Utilities					
2003	132,558,312	383,943,464	231,796,340	78,904,793	669,393,323	25.74	6,693,933,230	0.11%
2004	137,764,899	435,865,585	225,066,890	81,202,746	717,494,628	23.88	7,174,946,280	0.11%
2005	166,911,478	456,320,073	224,844,170	87,570,698	760,505,023	23.30	7,605,050,230	0.11%
2006	178,109,193	472,543,810	221,985,090	90,270,665	782,367,428	22.85	7,823,674,280	0.11%
2007	189,266,443	529,530,663	223,842,200	92,088,489	850,550,817	22.38	8,505,508,170	0.11%
2008	208,301,915	584,940,947	224,620,630	94,652,223	923,211,269	22.28	9,232,112,690	0.11%
2009	227,792,803	645,781,488	223,139,430	96,921,335	999,792,386	21.64	9,997,923,860	0.11%
2010	231,964,163	696,197,177	223,173,070	98,326,155	1,053,008,255	21.61	10,530,082,550	0.11%
2011	233,568,556	662,374,477	222,954,530	99,064,440	1,019,833,123	21.76	10,198,331,230	0.11%
2012	227,756,650	733,775,511	235,895,035	99,009,811	1,098,417,385	21.78	10,984,173,850	0.11%

Source: St. Charles Parish Tax Collector, 2011 Tax Roll
 St. Charles Parish School Board Comprehensive Annual Financial Report - Statistical Section.

Note: Property of St. Charles Parish is reassessed once every four years on average. The parish assesses property at approximately 10 percent of the actual value of all types of real and personal property. Estimated actual taxable value is calculated by dividing taxable assessed value by this percentage. Tax rates are per \$1,000 of assessed value.

¹ Includes tax-exempt property.

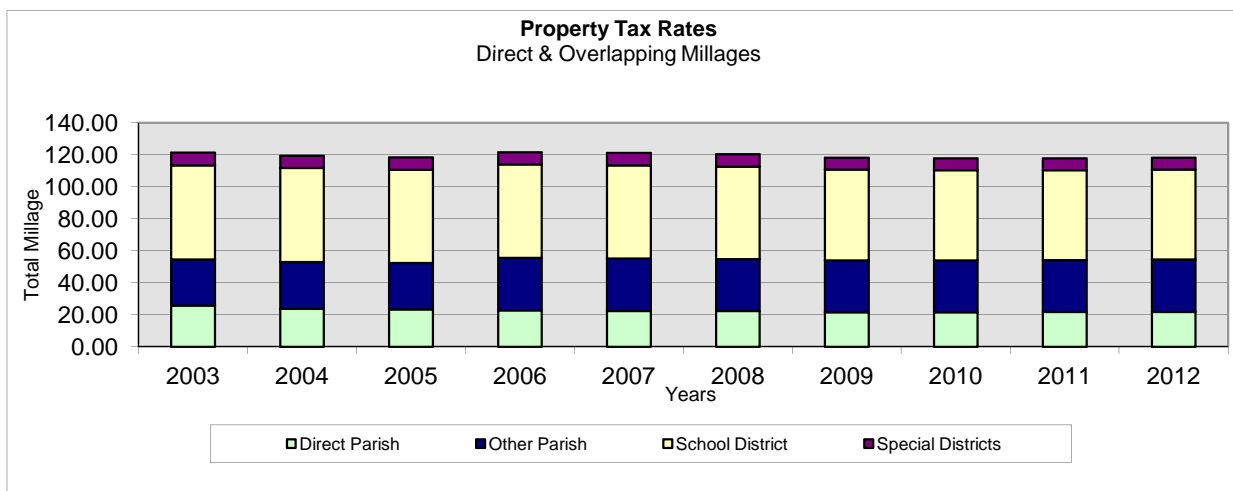


**Parish of St. Charles
Property Tax Rates
Direct and Overlapping Governments
Last Ten Years
(Unaudited)**

Year	St. Charles Parish			Overlapping Rates ¹							Total Direct & Overlapping Rates
	Operating Millage	Debt Service Millage	Total Parish Millage	Parish			School District			Special Districts	
				Operating Millage	Debt Service Millage	Total Parish Millage	Operating Millage	Debt Service Millage	Total School Millage		
2003	18.41	7.33	25.74	26.5	2.46	28.96	51.97	6.86	58.83	7.91	121.44
2004	18.41	5.47	23.88	26.63	2.46	29.09	51.97	6.86	58.83	7.76	119.56
2005	18.51	4.79	23.30	26.59	2.46	29.05	51.97	6.36	58.33	7.76	118.44
2006	18.51	4.34	22.85	30.34	2.46	32.8	51.97	6.36	58.33	7.76	121.74
2007	18.81	3.57	22.38	30.31	2.46	32.77	51.97	6.36	58.33	7.72	121.20
2008	19.00	3.28	22.28	30.11	2.46	32.57	51.55	6.36	57.91	7.67	120.43
2009	18.66	2.98	21.64	29.95	2.46	32.41	50.51	6.36	56.87	7.43	118.35
2010	18.66	2.95	21.61	29.94	2.46	32.40	50.51	5.86	56.37	7.43	117.81
2011	18.81	2.95	21.76	29.94	2.46	32.40	50.51	5.86	56.37	7.42	117.95
2012	18.83	2.95	21.78	29.63	3.16	32.79	50.51	5.86	56.37	7.42	118.36

Source: St. Charles Parish Tax Collector, 2011 Tax Roll

¹ Overlapping rates are those of local and parish governments that apply to property owners within St. Charles Parish. Not all overlapping rates apply to all St. Charles Parish property owners (e.g. the rates for special districts apply only to the proportion of the government's property owners whose property is located within the geographic boundaries of the special district.)



**Parish of St. Charles
Principal Property Taxpayers
Current Year and Nine Years Ago
(Unaudited)**

<u>Taxpayer</u>	<u>Industry Type</u>	<u>2012</u>		<u>2003</u>	
		<u>Taxable Assessed Value</u>	<u>Percentage of Total Taxable Assessed Value</u>	<u>Taxable Assessed Value</u>	<u>Percentage of Total Taxable Assessed Value</u>
Entergy Louisiana, Inc.	Public Utility	\$ 186,227,540	17.0%	\$ 198,846,700	26.6%
Union Carbide Corporation	Chemical Plant	137,013,155	12.5%	63,083,712	8.4%
Motiva Enterprises, LLC	Oil Refinery	84,772,448	7.7%	38,033,221 *	5.8%
Monsanto	Chemical Plant	54,619,084	5.0%	28,214,259	3.8%
Shell Oil Company	Oil Refinery	54,332,494	4.9%	39,327,388	5.3%
Valero Marketing & Supply	Oil Refinery	50,996,168	4.6%	- **	0.0%
Valero Refining - New Orleans	Oil Refinery	44,869,810	4.1%	-	0.0%
Motiva Enterprises, LLC	Chemical Plant	23,187,870	2.1%	38,033,221	5.1%
Occidental Chemical Corp	Chemical Plant	21,487,546	2.0%	10,310,246	1.4%
Bunge Corporation	Grain Elevator	6,120,880	0.6%	-	-
		<u>\$ 663,626,995</u>	<u>60.4%</u>	<u>\$ 415,848,747</u>	<u>56.4%</u>

Source: St. Charles Parish School Board Comprehensive Annual Financial Report - Statistical Section.
St. Charles Parish Assessor.

* Shell changed its name to Motiva

** Valero bought Transamerica

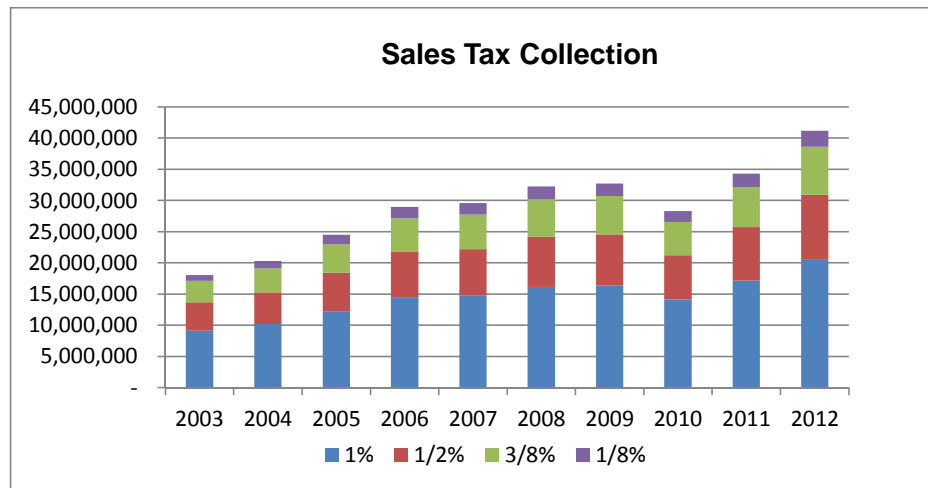
**Parish of St. Charles
Sales Tax Collections
Last Ten Years
(Unaudited)**

<u>Year</u>	<u>1% Road and Drainage Maintenance</u>	<u>1/2% General Parish</u>	<u>3/8% General Parish</u>	<u>1/8% Fire Protection</u>	<u>Total Sales Tax</u>
2003	9,121,885	4,560,953	3,420,717	940,248	18,043,803
2004	10,180,674	5,090,347	3,817,762	1,215,687	20,304,470
2005	12,245,421	6,122,240	4,591,681	1,530,553	24,489,895
2006	14,467,034	7,234,464	5,425,848	1,808,596	28,935,942
2007	14,785,650	7,392,825	5,544,618	1,848,186	29,571,279
2008	16,110,012	8,055,006	6,041,254	2,015,189	32,221,461
2009	16,356,823	8,178,411	6,133,808	2,041,494	32,710,536
2010	14,144,907	7,072,454	5,304,341	1,767,085	28,288,787
2011	17,134,228	8,567,114	6,425,335	2,141,760	34,268,437
2012	20,586,376	10,293,197	7,719,897	2,573,296	41,172,766

The following is a summary by area of sales and use taxes being levied within the Parish of St. Charles as of December 31, 2011.

	<u>Parish</u>	<u>School Board</u>	<u>State</u>	<u>Total</u>
St. Charles	2.00%	3.00%	4.00%	9.00%

Source: St. Charles Parish School Board - Remittance Sheet

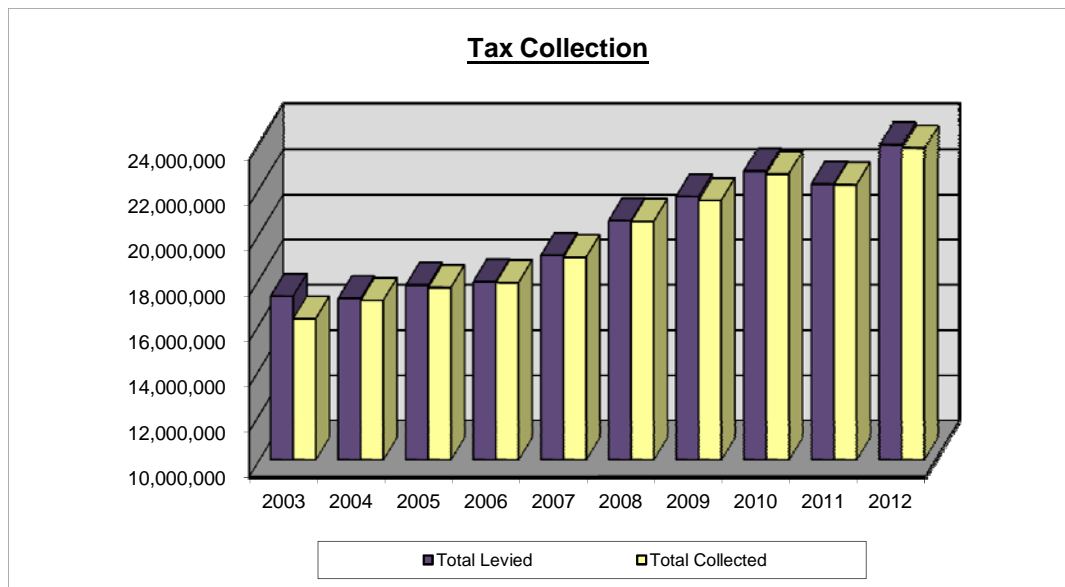


**Parish of St. Charles
Property Tax Levies and Collections
Last Ten Years
(Unaudited)**

Year	Total Tax Levy	Collected within Year of the Levy		Collections from Subsequent Years	Total Collections to Date	
		Amount	Percentage of Levy		Amount	Percentage of Levy
2003	17,228,710	16,226,706	94.2	7,894	16,234,600	94.2
2004	17,132,216	17,003,843	99.3	34,549	17,038,392	99.5
2005	17,718,224	17,585,630	99.3	24,903	17,610,533	99.4
2006	17,875,653	17,764,436	99.4	59,713	17,824,149	99.7
2007	19,034,037	18,944,040	99.5	219	18,944,259	99.5
2008	20,567,684	20,524,026	99.8	-	20,524,026	99.8
2009	21,633,802	21,370,644	98.8	87,056	21,457,700	99.2
2010	22,753,618	22,506,970	98.9	128,399	22,635,369	99.5
2011	22,189,594	22,133,407	99.7	4,077	22,137,484	99.8
2012	23,921,115	23,763,105	99.3	2,653	23,765,758	99.4

Source: St. Charles Parish Tax Collector.

* Settlements of taxes paid in protest from prior years.





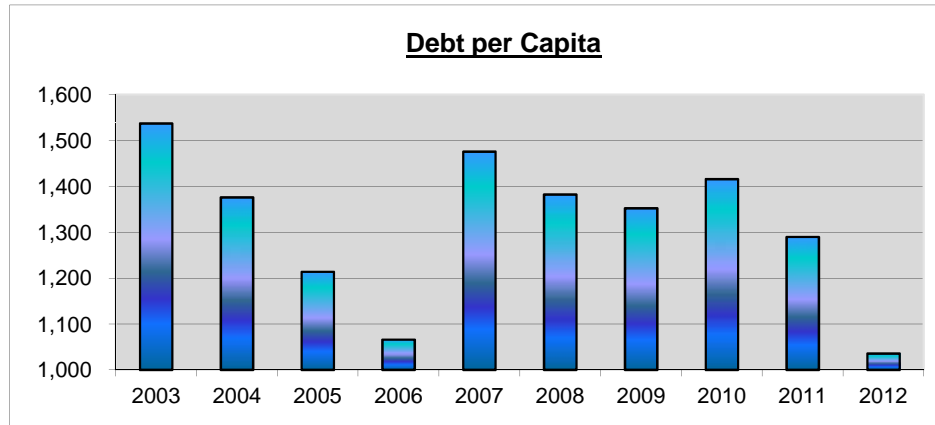
Parish of St. Charles
Ratio of Outstanding Debt by Type
Last Ten Years
(Unaudited)

<u>Year</u>	<u>Governmental Activities</u>			
	<u>General Obligation Bonds</u>	<u>Public Improvement Bonds</u>	<u>Less: Deferred Amount on Refunding</u>	<u>Less: Bond Amortization Costs</u>
2003	38,410,000	24,180,000	(526,489)	-
2004	34,890,000	21,630,000	(461,848)	131,599
2005	32,620,000	17,605,000	(639,267)	45,053
2006	30,245,000	15,075,000	(523,215)	76,673
2007	28,100,000	13,375,000	(407,163)	78,817
2008	25,860,000	10,625,000	(291,111)	108,358
2009	23,670,000	7,755,000	(175,059)	134,755
2010	21,380,000	11,265,000	(74,001)	88,164
2011	19,265,000	4,450,000	(49,333)	128,755
2012	17,165,000	4,120,000	(24,665)	180,488

Source: Long-term debt note disclosure, Audited Comprehensive Annual Financial Report. See Note
See the schedule of Demographic and Economic Statistics for personal income and populati

Business-Type Activities					
Revenue Bonds	Less: Bond Amortization Costs	Less: Deferred Amount on Refunding	Total Primary Government	Percentage of Personal Income	Per Capita
13,455,000	(127,847)	-	75,390,664	5.99%	1,537
12,620,000	(114,389)	(537,596)	68,157,766	5.00%	1,376
11,750,000	(100,932)	(442,850)	60,837,004	4.47%	1,214
10,855,000	(87,475)	(348,105)	55,292,879	3.30%	1,066
33,415,000	(165,171)	164,258	76,393,080	4.23%	1,476
32,660,000	(126,945)	230,633	71,812,565	3.82%	1,382
31,875,000	(100,131)	269,239	69,809,100	3.55%	1,352
30,955,000	(84,726)	280,077	73,083,716	3.78%	1,416
33,055,294	290,915	(69,323)	68,081,957	3.46%	1,290
32,703,890	301,753	(53,919)	54,392,547	*	1,036

11.
on data.



Parish of St. Charles
Ratio of General Bonded Debt Outstanding
Last Ten Years
(Unaudited)

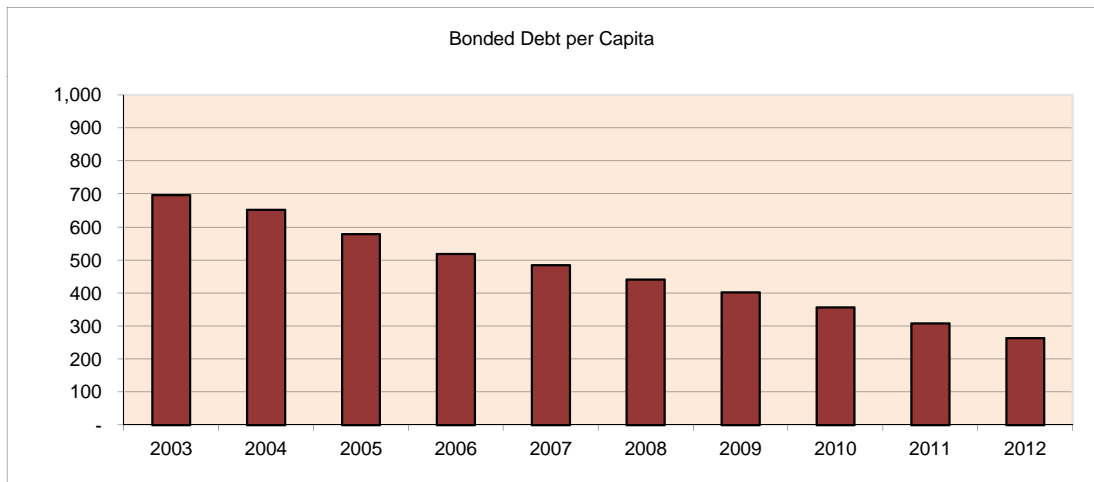
Year	General Obligation Bonds	Less: Amount Available In Debt Service Fund	Total	Percentage of Estimated Actual Value of Property ¹	Debt per Capita ²
2003	38,410,000	3,699,208	34,710,792	0.52%	697
2004	34,890,000	2,711,353	32,178,647	0.45%	652
2005	32,620,000	2,935,282	29,684,718	0.39%	578
2006	30,245,000	2,953,023	27,291,977	0.35%	519
2007	28,100,000	3,016,864	25,083,136	0.29%	485
2008	25,860,000	2,943,579	22,916,421	0.25%	441
2009	23,670,000	2,896,611	20,773,389	0.21%	402
2010	21,380,000	2,984,521	18,395,479	0.17%	356
2011	19,265,000	2,974,243	16,290,757	0.16%	309
2012	17,165,000	3,337,088	13,827,912	0.13%	263

Source: Long-term debt note disclosure, Audited Comprehensive Annual Financial Reports. See Note 11.

Note: There is no general reserve fund requirement for excess revenue bonds in the State of Louisiana.

¹ See schedule of Assessed and Estimated Actual Value of Taxable Property. (Table E-5)

² Population data can be found in the Schedule of Demographic and Economic Statistics.



Parish of St. Charles
Direct and Overlapping Governmental Activities Debt
December 31, 2012
(Unaudited)

<u>Jurisdiction</u>	<u>Gross Debt Outstanding</u>	<u>Percentage Applicable To Government</u>	<u>Amount Applicable To Government</u>
Direct:			
St. Charles Parish Government ¹			
2003 Sewer Refunding	\$ 4,665,000	100%	\$ 4,665,000
2012 Sewer Refunding	12,500,000	100%	12,500,000
2003 Public Improvement Sales Tax Series	3,130,000	100%	3,130,000
2004 Public Improvement Sales Tax Series	185,000	100%	185,000
2007 Public Improvement Sales Tax Series	805,000	100%	805,000
2010 DEQ PIST Revenue Bond	4,028,890	100%	4,028,890
2007A WW & Wstwr Revenue Bond	23,975,000	100%	23,975,000
2007B WW & Wstwr Refunding	3,505,000	100%	3,505,000
1994 Sewer Revenue Bond	1,195,000	100%	1,195,000
Total Direct debt	<u>\$ 53,988,890</u>		<u>\$ 53,988,890</u>
Overlapping:			
St. Charles Parish School Board ³	<u>\$ 26,245,000</u>	100%	<u>\$ 26,245,000</u>
Total Overlapping debt	<u>\$ 26,245,000</u>		<u>\$ 26,245,000</u>
Total Direct and Overlapping debt	<u>\$ 80,233,890</u>		<u>\$ 80,233,890</u>
		2012 Population	52,517
		Per Capita	\$ 1,528

¹ All General Obligation Bonds are secured by Ad Valorem Taxes.

³ **Source:** St. Charles Parish School Board Comprehensive Annual Financial Report - Statistical Section

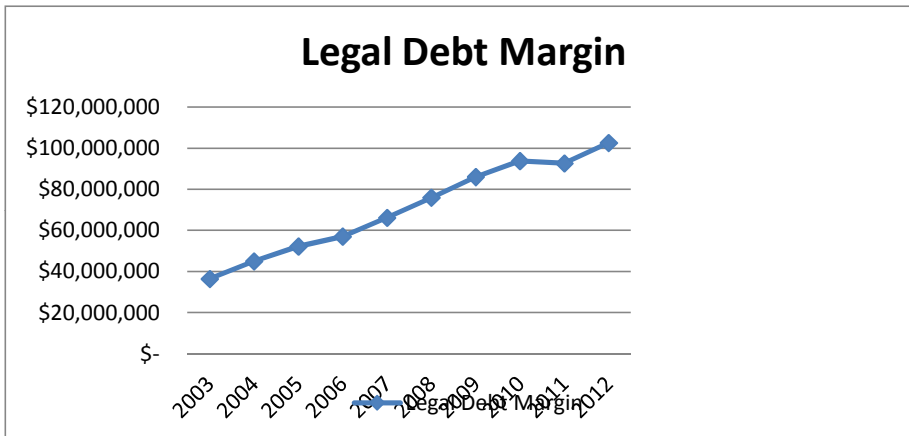
Note: Overlapping governments are those that coincide, at least in part, with the geographic boundaries of the parish. This schedule estimates the portion of the outstanding debt of those overlapping governments that is borne by the residents and businesses of St. Charles Parish. This process recognizes that, when considering the government's ability to issue and repay long-term debt, the entire debt burden borne by the residents and businesses should be taken into account. However, this does not imply that every taxpayer is a resident, and therefore responsible for repaying the debt, of each overlapping government.

**Parish of St. Charles
Legal Debt Margin
Last Ten Years
(Unaudited)**

	<u>2003</u>	<u>2004</u>	<u>2005</u>	<u>2006</u>
Debt Limit *	\$ 74,829,812	\$ 79,869,737	\$ 84,807,572	\$ 87,263,809
Total net debt applicable to limit **	<u>38,410,000</u>	<u>34,890,000</u>	<u>32,620,000</u>	<u>30,245,000</u>
Legal Debt Margin	<u>\$ 36,419,812</u>	<u>\$ 44,979,737</u>	<u>\$ 52,187,572</u>	<u>\$ 57,018,809</u>
Total net debt applicable to the limit as a percentage of debt limit	51.33%	43.68%	38.46%	34.66%

Source: Long-term debt note disclosure, Audited Comprehensive Annual Financial Reports. See Note 11.
St. Charles Parish Tax Collector, 2009 Tax Roll

- * Legal debt limit is 10% of the assessed value of property for any one purpose.
- ** Total net debt applicable to limit for all purposes combined is based on ad valorem taxes.



<u>2007</u>	<u>2008</u>	<u>2009</u>	<u>2010</u>	<u>2011</u>	<u>2012</u>
\$ 94,263,931	\$ 101,786,349	\$ 109,671,372	\$ 115,133,441	\$ 111,889,756	\$ 119,742,720
<u>28,100,000</u>	<u>25,860,000</u>	<u>23,670,000</u>	<u>21,380,000</u>	<u>19,265,000</u>	<u>17,165,000</u>
<u>\$ 66,163,931</u>	<u>\$ 75,926,349</u>	<u>\$ 86,001,372</u>	<u>\$ 93,753,441</u>	<u>\$ 92,624,756</u>	<u>\$ 102,577,720</u>
29.81%	25.41%	21.58%	18.57%	17.22%	14.33%

Legal Debt Margin Calculation for Year 2012

Assessed value	\$ 1,098,417,385
Add back: homestead exemption	<u>99,009,811</u>
Total assessed value	\$ 1,197,427,196
Debt limit (10% of total assessed value)	119,742,720
Debt applicable to limit:	
General obligation bonds	17,165,000
Less: Amount set aside for repayment of general obligation bonds	<u>-</u>
Total net debt applicable to limit	<u>17,165,000</u>
Legal Debt Margin	<u>\$ 102,577,720</u>

Parish of St. Charles
Pledged Revenue Coverage
Last Ten Years
(Unaudited)

Years	Gross Revenue ¹	Direct Operating Expenses ²	Net Revenue Available for Debt Service	Debt Service Requirements			Coverage
				Principal	Interest	Total	
Waterworks Utility System Fund							
2003	6,265,662	5,326,068	939,594	40,000	323,231	363,231	2.59
2004	7,289,141	5,679,345	1,609,796	540,000	341,350	881,350	1.83
2005	8,040,232	5,239,924	2,800,308	565,000	326,900	891,900	3.14
2006	10,932,314	6,106,271	4,826,043	580,000	312,809	892,809	5.41
2007	15,265,600	6,649,849	8,615,751	415,000	599,024	1,014,024	8.50
2008	12,240,356	6,889,841	5,350,515	420,000	1,403,138	1,823,138	2.93
2009	19,791,676	7,464,942	12,326,734	440,000	1,385,938	1,825,938	6.75
2010	11,250,873	7,659,060	3,591,813	565,000	1,365,838	1,930,838	1.86
2011	11,359,081	7,376,205	3,982,876	755,000	1,340,777	2,095,777	1.90
2012	10,873,573	7,734,099	3,139,474	785,000	1,309,138	2,094,138	1.50
Wastewater Utility System Fund							
2003	7,046,878	5,889,901	1,156,977	290,000	128,473	418,473	2.76
2004	7,707,831	5,553,402	2,154,429	295,000	119,844	414,844	5.19
2005	8,149,673	6,159,149	1,990,524	305,000	110,994	415,994	4.78
2006	12,344,287	6,358,656	5,985,631	315,000	101,849	416,849	14.36
2007	10,024,586	6,997,460	3,027,126	325,000	92,409	417,409	7.25
2008	8,044,876	7,440,048	604,828	335,000	82,674	417,674	1.45
2009	10,889,371	7,163,924	3,725,447	345,000	72,644	417,644	8.92
2010	7,254,612	6,975,563	279,049	355,000	33,778	388,778	0.72
2011	7,830,465	7,009,082	821,383	365,000	59,483	424,483	1.94
2012	7,972,066	6,729,835	1,242,231	679,000	46,375	725,375	1.71

¹ **Source:** Proprietary Funds - Combining Statement of Revenues, Expenses and Changes in Net Assets
(Operating revenues less sewer development revenues; non-operating revenues; capital contributions; and transfers in)

² **Source:** Proprietary Funds - Combining Statement of Revenues, Expenses and Changes in Net Assets
(Operating expenses less depreciation; non-operating expenses less loss on disposition of fixed asset and bond interest)

**Parish of St. Charles
Demographic and Economic Statistics
Last Ten Years
(Unaudited)**

Year	Population ²	Personal Income ² (thousands of dollars)	Per Capita Personal Income ²	Median Age	School Enrollment ¹	Unemployment Rate
2003	49,039	1,323,937	26,998	35.4	9,807	5.6%
2004	49,524	1,385,607	27,978	35.7	9,746	5.4%
2005	49,555	1,531,585	30,907	35.9	9,797	5.0%
2006	50,116	1,700,824	33,938	36.2	9,761	4.7%
2007	51,759	1,809,878	34,967	36.3	9,719	4.4%
2008	51,946	1,879,133	36,404	36.7	9,547	4.0%
2009	51,619	1,969,173	38,154	36.5	9,556	5.8%
2010	51,611	1,933,536	36,626	36.9	9,721	6.9%
2011	52,780	1,968,913	37,491	36.9	9,851	7.1%
2012	52,517	*	*	*	9,766	6.3%

Sources:

¹ St. Charles Parish School Board Comprehensive Annual Financial Report - Statistical Section.

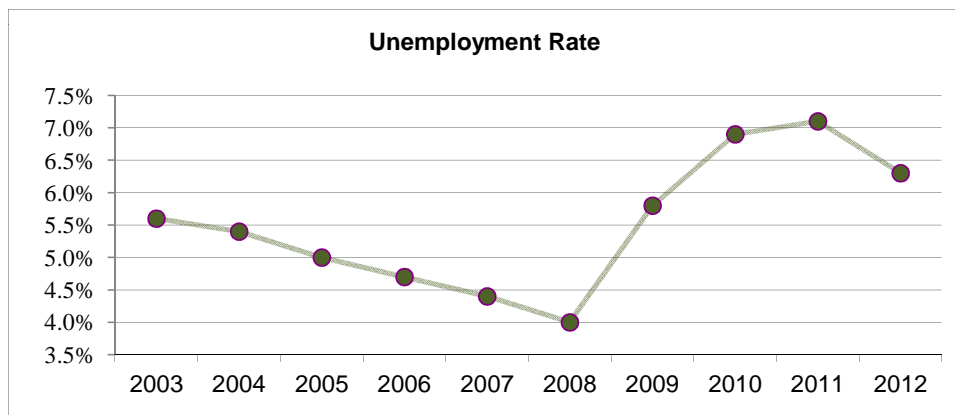
Louisiana Department of Labor - Research & Statistics

² U.S. Department of Commerce - Bureau of Economic Analysis

(Revisions for 2005-2008 personal income estimates were released April 22, 2010. Additionally population and per capita personal income estimates were revised back to the year 2000.)

Per capita personal income is total personal income divided by total midyear population.

* Data not available.



**Parish of St. Charles
Principal Employers
Current Year and Nine Years Ago
(Unaudited)**

<u>Employer</u>	<u>2012</u>			<u>2003</u>		
	<u>Employees</u>	<u>Rank</u>	<u>Percentage of Total Parish Employment</u>	<u>Employees</u>	<u>Rank</u>	<u>Percentage of Total Parish Employment</u>
St. Charles Parish School Board	1,897	1	10.20%	1,638	1	9.36%
Dow St. Charles Operations	960	2	5.16%	1,165	2	6.66%
Motiva Norco Refining	805	3	4.33%	1,002	3	5.72%
Entergy	650	4	3.49%	805	4	4.60%
Monsanto	635	5	3.47%	651	5	3.72%
St. Charles Parish Council	557	6	2.99%	455	7	2.60%
Valero St. Charles	541	7	2.91%	-	-	-
St. Charles Hospital	475	8	2.55%	260	11	1.49%
St. Charles Sheriff's Office	430	9	2.31%	244	12	1.39%
Walmart	320	10	1.72%	-	-	-
Glazer's	315	11	1.69%	-	-	-
Randa Corporation	249	12	1.34%	-	-	-
Shell Chemical	241	13	1.30%	457	6	2.61%
Industrial Consultants	-	-	-	397	8	2.27%
Occidental Chemical	204	14	1.10%	279	9	1.59%
	<u>8,279</u>		<u>44.51%</u>	<u>7,353</u>		<u>47.07%</u>

Source: St. Charles Parish School Board Comprehensive Annual Financial Report - Statistical Section.

Parish of St. Charles
Full-time Equivalent Parish Employees by Function/Program
Last Ten Years
(Unaudited)

	Full-time Equivalent Employees Allotted in Annual Budget									
	2003	2004	2005	2006	2007	2008	2009	2010	2011	2012
GENERAL FUND										
Animal Control	4.00	4.00	5.00	5.00	5.00	5.00	5.00	6.00	6.00	8.00
Coastal Zone Management	1.00	0.89	1.00	1.00	2.00	1.00	2.00	2.00	2.00	2.00
Community Action	6.04	6.67	4.21	4.60	4.53	4.50	5.75	5.75	5.80	6.96
Community Serv. Block Grant	3.46	3.85	3.43	3.04	3.11	3.14	2.90	2.90	2.85	1.69
Constables & Justice of the Peace	14.00	14.00	14.00	14.00	14.00	14.00	14.00	14.00	14.00	14.00
Coroner	4.00	4.00	4.00	4.00	5.00	5.00	5.00	2.00	2.00	3.00
Council and Administration	19.00	19.00	19.00	20.00	20.00	20.00	20.00	20.00	20.00	20.00
District Attorney	9.00	9.00	9.00	9.00	9.00	9.00	9.00	9.00	9.00	9.00
District Court	7.00	7.00	7.00	7.00	7.00	7.00	7.00	7.00	7.00	4.53
Economic Development	4.00	4.00	4.00	4.00	4.00	4.00	3.00	3.00	3.00	3.00
Emergency Preparedness	8.00	8.00	9.00	9.00	9.00	9.00	10.00	10.00	9.00	9.00
Energy Assistance	0.50	0.48	0.36	0.36	0.36	0.36	0.35	0.35	0.35	0.35
Finance	12.50	12.50	13.00	13.00	13.50	12.51	12.51	12.50	12.50	13.00
General Government Buildings	16.00	17.00	16.00	17.00	15.00	16.00	17.00	17.00	17.00	18.00
Grants Administration	1.00	1.00	1.00	1.00	1.00	1.00	2.00	2.00	2.00	3.00
Home Program	1.00	1.00	1.00	1.00	1.00	1.00	1.00	1.00	1.00	1.00
ICC Building Code	-	-	-	-	-	1.00	1.00	1.00	1.00	1.00
Information Technology	3.00	3.00	4.00	4.00	4.00	4.00	5.00	5.00	4.00	4.20
Legal Services	2.00	2.00	2.00	2.00	2.00	2.00	3.00	3.00	3.00	3.00
Parish President	4.00	4.00	4.00	4.00	4.00	4.00	4.00	4.00	4.00	4.00
Personnel	5.00	5.00	5.00	4.00	5.00	5.00	4.00	5.00	5.00	5.00
Planning and Zoning	15.00	15.11	15.00	14.00	17.00	17.00	15.00	17.00	17.00	17.30
Public Information Office	2.00	2.00	2.00	2.00	2.00	2.00	2.00	2.00	2.00	2.00
Purchasing	7.00	7.00	7.00	7.00	7.00	7.00	8.00	8.00	8.00	8.00
Registrar of Voters	3.00	3.00	3.00	3.00	3.00	3.00	3.00	3.00	3.00	3.00
Risk Management	1.00	1.00	1.00	1.00	1.00	1.00	2.00	2.00	2.00	2.00
Weed Control	1.00	1.00	1.00	1.00	-	-	-	-	-	-
TOTAL GENERAL FUND	153.50	155.50	155.00	155.00	158.50	158.51	163.51	164.50	162.50	166.03
SPECIAL REVENUE FUNDS										
Criminal Court Fund	-	-	-	-	-	-	-	-	-	2.47
Mosquito Control	0.66	0.66	0.66	1.00	1.00	1.00	1.00	1.00	1.00	1.00
Parks and Recreation	30.00	32.00	29.00	31.00	30.00	30.00	38.25	38.25	40.25	40.25
RSVP - Federal	1.15	1.13	1.13	1.08	0.90	0.90	1.20	1.20	0.60	0.55
RSVP - Local	1.50	1.49	1.49	1.54	1.50	1.50	1.85	1.85	2.40	2.45
RSVP - Nonfederal	0.35	0.38	0.38	0.38	0.60	0.60	0.95	0.95	1.00	1.00
Road and Drainage	156.50	151.50	152.50	130.00	136.00	139.50	152.25	158.50	168.50	167.70
Road Lighting	0.67	0.67	0.67	1.00	1.00	1.00	1.00	1.00	1.00	1.00
Solid Waste	0.67	0.67	0.67	1.00	1.00	1.00	1.00	1.00	1.00	1.00
Workforce Investment Act	28.50	25.50	27.50	27.50	27.50	27.49	24.49	24.50	10.50	11.00
TOTAL SPECIAL FUNDS	220.00	214.00	214.00	194.50	199.50	202.99	221.99	228.25	226.25	228.42
ENTERPRISE FUNDS										
Wastewater Utility System	60.50	59.50	52.00	51.50	52.00	53.50	54.25	53.00	53.00	53.00
Waterworks Utility System	51.00	51.00	51.00	50.00	53.00	52.00	53.25	53.25	54.25	56.55
TOTAL ENTERPRISE FUNDS	111.50	110.50	103.00	101.50	105.00	105.50	107.50	106.25	107.25	109.55
TOTAL ALL FUNDS	485.00	480.00	472.00	451.00	463.00	467.00	493.00	499.00	496.00	504.00

Source: Various parish departments

Note: Elected employees are included in this table; since they are eligible for health, retirement and other benefits.

Parish of St. Charles
Operating Indicators by Function/Program
Last Seven Years
(Unaudited)

Function / Program	2006	2007	2008	2009	2010	2011	2012
Primary Government:							
Governmental Activities:							
General Governmental							
Number of checks written yearly	22,360	18,539	18,988	18,374	27,183	26,457	26,980
Number of building permits issued	1,231	532	592	472	386	483	510
Number of purchase orders issued	8,797	8,832	9,513	9,831	9,528	9,257	9,683
Public Works							
Number of work orders issued	2,559	2,642	4,825	7,850	6,251	5,387	7,491
Number of street lights	73,075	73,345	73,348	78,984	84,534	94,587	123,233
Miles of Roads Maintained ¹	197.36	209.87	210.50	212.74	212.90	212.90	212.90
Health and Welfare							
Number of meals served - Summer Food Program	7,464	6,225	7,920	8,007	6,705	6,185	7,928
Number of participants in Workforce Investment Act	2,856	2,925	160	92	1,916	2,793	2,774
Number of graduates in Workforce Investment Act	33	63	59	61	66	49	93
Number of Retired Senior Volunteers	885	834	883	899	827	700	690
Culture and Recreation							
Number of participants in group sports							
Baseball -youth	1,701	1,665	1,562	1,549	1,398	1,389	1,243
Basketball -youth & adults	1,712	1,495	1,501	1,736	1,593	1,522	1,591
Cheerleading -youth	285	285	310	280	225	215	200
Football -youth & adults	786	872	956	820	836	782	764
Senior/Special Olympics	815	1,009	1,009	1,009	1,140	1,152	1,125
Softball -youth & adults	1,021	1,058	1,267	1,232	1,290	1,299	1,300
Soccer -youth	1,100	1,050	1,150	1,000	850	800	900
Track -youth	120	125	119	75	65	60	50
Volleyball - adults	*	*	100	220	287	218	288
Number of summer camp participants	119	150	352	459	445	468	464
Number of park rentals during year	26	47	**	20	-	-	-
Business-type Activities:							
Waterworks							
Number of metered customers	19,804	20,354	20,445	20,515	20,718	20,791	20,916
Water Consumption (million gallons per year)	2,541	2,541	2,333	2,373	2,388	2,464	2,209
Number of work orders issued	16,042	15,488	17,083	16,552	17,806	17,895	18,910
Wastewater							
Number of metered customers	17,369	17,707	17,824	17,887	18,056	18,080	18,152
Sewerage treatment (million gallons per year)	2,373	1,382	1,363	1,412	1,378	1,418	1,340
Number of work orders issued	3,741	3,008	3,055	2,784	2,400	2,833	3,434
Solid Waste Collection							
Waste collected (tons per year)	35,796	36,495	37,860	33,701	33,403	31,572	31,503
Residencies receiving services	17,395	17,326	17,340	17,427	18,070	18,187	18,132
Component Unit:							
Library Service District, No. 1							
Number of books owned	209,398	209,269	220,783	230,715	239,501	246,547	248,231
Number of registered borrowers	29,592	31,971	34,461	36,886	39,247	41,533	30,700
Number of items circulated	283,327	245,343	283,221	234,510	239,081	234,092	220,346

Source: Various Parish Departments

Note: Operating Indicators are not available for the public safety or economic development functions.

¹ Miles of streets include Parish owned and maintained streets only; major state highways are not included.

* Data Not Available.

** Park rentals are currently closed until matters are resolved.

Parish of St. Charles
Capital Asset Statistics by Function
Last Ten Fiscal Years
(Unaudited)

Function / Program	2003	2004	2005	2006	2007	2008	2009	2010	2011	2012
Primary Government:										
Governmental Activities:										
Public Safety										
Fire Stations	*	*	*	22	22	22	22	22	22	22
Fire Hydrants	330	353	389	467	508	522	522	522	522	525
Public Works										
Drainage Lines (miles)	26.25	27.30	30.32	36.68	39.44	40.29	40.29	40.29	40.29	40.56
Number of Pump Stations	43	44	44	44	44	44	45	45	45	45
Sidewalks (miles)	10.28	18.21	18.21	20.29	20.67	20.67	20.67	20.67	20.67	20.67
Number of Streetlights	455	488	594	758	836	859	859	859	859	864
Culture and Recreation										
Parks owned	14	14	15	15	15	15	19	19	19	19
Parks maintained	35	36	37	37	37	37	41	41	41	41
Business-type Activities:										
Waterworks										
Plant Production Capacity (millions of gallons per day)	16	16	16	16	16	16	16	16	21	21
Water Mains (miles)	32.63	34.63	38.25	44.91	48.27	51.09	51.09	51.09	51.09	51.32
Water Storage Capacity (millions of gallons)	8.5	8.5	8.5	8.5	8.5	10.5	10.5	10.5	10.5	10.5
Wastewater										
Number of Lift Stations **	*	*	*	176	179	306	312	312	315	351
Sewer Lines (miles)	45.31	47.29	51.05	60.35	65.87	67.17	67.17	67.17	67.17	67.39
Maximum Daily Treatment Capacity (millions of gallons per day)	*	*	*	*	9.30	9.30	9.30	9.30	9.30	9.30
Component Unit:										
Library Service District, No. 1										
Number of Libraries	5	5	5	5	5	5	5	5	6	6

Source: Annual Road Maintenance Manual
Various Parish departments

Note: Capital asset indicators are not available for the general government, health and welfare, economic development, or solid waste functions.

* Data not available

** Prior to 2008, lift stations located on Bayou Gauche Island were not included in statistical information.

¹ Miles of streets include Parish owned and maintained streets only; major state highways are not included.

Parish of St. Charles
Schedule of Insurance Policies in Force
December 31, 2012
(Unaudited)

<u>Kind of Insurance Coverage</u>	<u>Insurance Company</u>	<u>Policy Amount</u>	<u>Policy Expiration</u>
Excess Property	Continental Casualty Company	85,679,637	04/01/13
Flood Insurance	Fidelity National Property & Casualty Insurance	13,426,700	09/10/13
Automobile Liability and Collision	St. Paul Fire & Marine	1,000,000	03/01/13
General Liability	St. Paul Fire & Marine	3,000,000	03/01/13
Public Officials and Employees Liability	St. Paul Fire & Marine	1,000,000	03/01/13
Workers Compensation	Parish Government Risk Management Agency		01/01/13
Bodily Injury by:			
Accident each		1,000,000	
Disease each		1,000,000	
Disease limit		1,000,000	
Excess Umbrella	St. Paul Fire & Marine	10,000,000	03/01/13
Boiler & Machinery	Hartford Steam Boiler	50,000,000	03/01/13

The above policy amounts are the amounts of coverage for the Parish of St. Charles. The Consolidated Waterworks and Wastewater District No. 1 is covered by the Parish's policy.

Source: Various Parish Departments

Single Audit

Section

**REPORT ON INTERNAL CONTROL OVER FINANCIAL REPORTING AND ON
COMPLIANCE AND OTHER MATTERS BASED ON AN AUDIT OF
FINANCIAL STATEMENTS PERFORMED IN ACCORDANCE
WITH GOVERNMENT AUDITING STANDARDS**

St. Charles Parish Council
Hahnville, Louisiana

We have audited, in accordance with the auditing standards generally accepted in the United States of America and the standards applicable to financial audits contained in Government Auditing Standards issued by the Comptroller General of the United States, the financial statements of the governmental activities, the business-type activities, the aggregate discretely presented component units, each major fund, and the aggregate remaining fund information of St. Charles Parish Council (the "Parish"), as of and for the year ended December 31, 2012, and the related notes to the financial statements, which collectively comprise the Parish's basic financial statements and have issued our report thereon dated June 18, 2013.

Internal Control Over Financial Reporting

In planning and performing our audit of the financial statements, we considered the Parish's internal control over financial reporting (internal control) to determine the audit procedures that are appropriate in the circumstances for the purpose of expressing our opinions on the financial statements, but not for the purpose of expressing an opinion on the effectiveness of the Parish's internal control. Accordingly, we do not express an opinion on the effectiveness of the Parish's internal control.

A deficiency in internal control exists when the design or operation of a control does not allow management or employees, in the normal course of performing their assigned functions, to prevent, or detect and correct, misstatements on a timely basis. A material weakness is a deficiency, or a combination of deficiencies, in internal control, such that there is a reasonable possibility that a material misstatement of the entity's financial statements will not be prevented, or detected and corrected on a timely basis. A significant deficiency is a deficiency, or a combination of deficiencies, in internal control that is less severe than a material weakness, yet important enough to merit attention by those charged with governance.

Our consideration of internal control was for the limited purpose described in the first paragraph of this section and was not designed to identify all deficiencies in internal control that might be material weaknesses or, significant deficiencies. Given these limitations, during our audit we did not identify any deficiencies in internal control that we consider to be material weaknesses. However, material weaknesses may exist that have not been identified.

Compliance and Other Matters

As part of obtaining reasonable assurance about whether the Parish's financial statements are free from material misstatement, we performed tests of its compliance with certain provisions of laws, regulations, contracts, and grant agreements, noncompliance with which could have a direct and material effect on the determination of financial statement amounts. However, providing an opinion on compliance with those provisions was not an objective of our audit, and accordingly, we do not express such an opinion. The results of our tests disclosed no instances of noncompliance or other matters that are required to be reported under *Government Auditing Standards*.

Purpose of this Report

The purpose of this report is solely to describe the scope of our testing of internal control and compliance and the results of that testing, and not to provide an opinion on the effectiveness of the entity's internal control or on compliance. This report is an integral part of an audit performed in accordance with Government Auditing Standards in considering the entity's internal control and compliance. Accordingly, this communication is not suitable for any other purpose. Under Louisiana Revised Statute 24:513, this report is distributed by the Legislative Auditor as a public document.

Carr, Riggs & Ingram, LLC

June 18, 2013

**INDEPENDENT AUDITOR’S REPORT ON COMPLIANCE WITH REQUIREMENTS
THAT COULD HAVE A DIRECT AND MATERIAL EFFECT ON EACH MAJOR
PROGRAM AND ON INTERNAL CONTROL OVER COMPLIANCE IN
ACCORDANCE WITH CIRCULAR A-133**

St. Charles Parish Council
Hahnville, Louisiana

Report on Compliance for Each Major Federal Program

We have audited St. Charles Parish Council’s (the “Parish”) compliance with the types of compliance requirements described in the *OMB Circular A-133 Compliance Supplement* that could have a direct and material effect on each of the Parish’s major federal programs for the year ended December 31, 2012. The Parish’s major federal programs are identified in the summary of auditor’s results section of the accompanying schedule of findings and questioned costs.

Management’s Responsibility

Management is responsible for compliance with the requirements of laws, regulations, contracts, and grants applicable to its federal programs.

Auditor’s Responsibility

Our responsibility is to express an opinion on compliance for each of the Parish’s major federal programs based on our audit of the types of compliance requirements referred to above. We conducted our audit of compliance in accordance with auditing standards generally accepted in the United States of America; the standards applicable to financial audits contained in Government Auditing Standards, issued by the Comptroller General of the United States; and OMB Circular A-133, Audits of States, Local Governments, and Non-Profit Organizations. Those standards and OMB Circular A-133 require that we plan and perform the audit to obtain reasonable assurance about whether noncompliance with the types of compliance requirements referred to above that could have a direct and material effect on a major federal program occurred. An audit includes examining, on a test basis, evidence about the Parish’s compliance with those requirements and performing such other procedures as we considered necessary in the circumstances.

We believe that our audit provides a reasonable basis for our opinion on compliance for each major federal program. However, our audit does not provide a legal determination of the Parish’s compliance.

Opinion on Each Major Federal Program

In our opinion, the Parish, complied, in all material respects, with the types of compliance requirements referred to above that could have a direct and material effect on each of its major federal programs for the year ended December 31, 2012.

Report on Internal Control Over Compliance

Management of the Parish is responsible for establishing and maintaining effective internal control over compliance with the types of compliance requirements referred to above. In planning and performing our audit of compliance, we considered the Parish's internal control over compliance with the types of requirements that could have a direct and material effect on each major federal program to determine the auditing procedures that are appropriate in the circumstances for the purpose of expressing an opinion on compliance for each major federal program and to test and report on internal control over compliance in accordance with OMB Circular A-133, but not for the purpose of expressing an opinion on the effectiveness of internal control over compliance. Accordingly, we do not express an opinion on the effectiveness of the Parish's internal control over compliance.

A deficiency in internal control over compliance exists when the design or operation of a control over compliance does not allow management or employees, in the normal course of performing their assigned functions, to prevent, or detect and correct, noncompliance with a type of compliance requirement of a federal program on a timely basis. *A material weakness in internal control over compliance* is a deficiency, or combination of deficiencies, in internal control over compliance, such that there is a reasonable possibility that material noncompliance with a type of compliance requirement of a federal program will not be prevented, or detected and corrected, on a timely basis. *A significant deficiency in internal control over compliance* is a deficiency, or a combination of deficiencies, in internal control over compliance with a type of compliance requirement of a federal program that is less severe than a material weakness in internal control over compliance, yet important enough to merit attention by those charged with governance.

Our consideration of internal control over compliance was for the limited purpose described in the first paragraph of this section and was not designed to identify all deficiencies in internal control over compliance that might be material weaknesses or significant deficiencies. We did not identify any deficiencies in internal control over compliance that we consider to be material weaknesses. However, material weaknesses may exist that have not been identified.

The purpose of this report on internal control over compliance is solely to describe the scope of our testing of internal control over compliance and the results of that testing based on the requirements of OMB Circular A-133, and is intended solely for the information and use of the Council, the Parish's management, the Legislative Auditor of the State of Louisiana, and federal awarding agencies and pass-through entities, and is not intended to be and should not be used by anyone other than these specified parties. Under Louisiana Revised Statute 24:513, this report is distributed by the Legislative Auditor as a public document.

Carr, Riggs & Ingram, LLC

June 18, 2013

Parish of St. Charles
Schedule of Expenditures of Federal Awards
For the Year Ended December 31, 2012

Federal Grantor/Pass-Through Grantors/Program Title	Federal CFDA Number	Grant Number	Grant End Date	Federal Expenditures	Local Expenditures	Total
U.S. ARMY CORP OF ENGINEERS						
Passed through Office of Coastal Protection and Restoration:						
Davis Pond Freshwater Diversion Project	--	CFMS #690546	01/31/16	\$ 266,794	\$ -	\$ 266,794
U.S. DEPARTMENT OF AGRICULTURE						
Passed through LA Dept. of Education:						
Summer Food Service Program	10.559	02-SFSP-028	7/12/12	\$ 26,797	\$ 50,162	\$ 76,959
U.S. DEPT. OF HOUSING AND URBAN DEVELOPMENT						
Passed through Jefferson Parish						
Dept. of Community Development:						
HOME Program	14.239	PROGRAM YEARS 2009 - 2011		\$ 158,916	\$ 95,023	\$ 253,939
Passed through State of Louisiana						
Office of Community Development:						
Community Development Block Grant	14.228	(1) CFMS# 687994	1/22/13	14,766	\$ -	14,766
CDBG-DR-Hurricanes Gustav/Ike	14.228	(1) CFMS# 684276	--	4,782,939	325,848	5,108,787
CDBG-DR-Hurricanes Gustav/Ike - Coastal Communities Fisheries Recovery Program	14.228	(1) CFMS# 684276	--	125,000	3,283	128,283
Community Challenge Planning Grant	14.704	CCPLA0053-11	02/15/15	4,737	30,244	34,981
TOTAL U.S. DEPT. OF HUD				<u>\$ 5,086,358</u>	<u>\$ 454,398</u>	<u>\$ 5,540,756</u>
U.S. DEPARTMENT OF INTERIOR						
From BOEMRE passed through the LA State Treasurer:						
Flood Control Act of 1954	--	U.S.C.A. 33:701 c-3		\$ 3,981	\$ -	\$ 3,981
On behalf of the U.S. Dept. of Defense - USACE and Bureau of Land Management:						
Payments in Lieu of Taxes (PILT Program)	15.226	--	--	18,993	-	18,993
TOTAL U.S. DEPT. OF INTERIOR				<u>\$ 22,974</u>	<u>\$ -</u>	<u>\$ 22,974</u>
U.S. FED.HIGHWAY ADMINISTRATION						
Passed through LA Dept of Trans. & Dev.:						
Highway Planning and Construction						
Surface Transportation Program > 200K FHWA	20.205	H009115	--	\$ 69,760	\$ 17,440	\$ 87,200
Transportation Enhancement Program	20.205	ENH-4508(504)	--	520,611	27,401	548,012
Transportation Enhancement Program	20.205	ENH-4510(501)	--	42,221	2,222	44,443
Transportation Enhancement Program	20.205	ARRA-4502(500)	--	12,563	-	12,563
Transportation Enhancement Program	20.205	ENH-4510(500)	--	539,008	28,369	567,377
TOTAL U.S. FED. HWY ADMINISTRATION				<u>\$ 1,184,163</u>	<u>\$ 75,432</u>	<u>\$ 1,259,595</u>
U.S. DEPARTMENT OF LABOR						
Passed through State of LA Louisiana Workforce Commission:						
WIA Adult Program	17.258	CFMS#689364	6/30/12	\$ 181,532	\$ -	\$ 181,532
WIA Youth Program	17.259	CFMS#689364	6/30/12	334,138	-	334,138
WIA Dislocated Workers	17.260	CFMS#689364	6/30/12	90,529	-	90,529
National Emergency Grant - BP Oil Spill	17.277	CFMS#696906	6/30/12	271,504	-	271,504
Passed through First Planning District:						
National Emergency Grant - Urban & Rural	17.277	MOU	--	86,337	-	86,337
TOTAL U.S. DEPT. OF LABOR				<u>\$ 964,040</u>	<u>\$ -</u>	<u>\$ 964,040</u>

See accompanying Notes to Schedule of Expenditures of Federal Awards.

Parish of St. Charles
Schedule of Expenditures of Federal Awards
For the Year Ended December 31, 2012

Federal Grantor/Pass-Through Grantors/Program Title	Federal CFDA Number		Grant Number	Grant End Date	Federal Expenditures	Local Expenditures	Total
U.S. ENVIRONMENTAL PROTECTION AGENCY							
Passed through LA Dept. of Environmental Quality:							
Municipal Facilities Revolving Loan Fund	66.458		Loan #: CS 2211140-01	--	\$ 1,083,400	\$ -	\$ 1,083,400
U.S. DEPARTMENT OF ENERGY							
Passed through St. John the Baptist Parish DHHS:							
Weatherization Assistance Program - ARRA	81.042		DE-EE0000122	3/12/12	\$ 16,149	\$ 54	\$ 16,203
Passed through LA Dept. of Natural Resources:							
Energy Efficiency and Conservation Block Grant - ARRA	81.128	(1)	EEA-1042	07/15/12	461,498	35,400	496,898
TOTAL U.S. DEPT. OF ENERGY					<u>\$ 477,647</u>	<u>\$ 35,454</u>	<u>\$ 513,101</u>
U.S. DEPARTMENT OF HEALTH AND HUMAN SERVICES							
Passed through State of LA Dept. of Health and Hospitals:							
Cities Readiness Initiative Planning Program	93.069		CFMS# 710782	6/15/12	\$ 17,789	\$ -	\$ 17,789
Passed through Louisiana Assoc. of Community Action Partnerships:							
Low Income Home Energy Assistance Program	93.568		LIHEAP-FY2012	9/30/13	352,217	-	352,217
Passed through State of LA Louisiana Workforce Commission:							
Community Services Block Grant	93.569		CFMS# 708292	9/30/13	148,687	-	148,687
TOTAL U.S. DEPT. OF HEALTH AND HUMAN RESOURCES					<u>\$ 518,693</u>	<u>\$ -</u>	<u>\$ 518,693</u>
CORPORATION FOR NATIONAL AND COMMUNITY SERVICE							
Retired and Senior Volunteer Program	94.002		11SRWLA001	03/31/14	\$ 54,899	\$ -	\$ 54,899
U.S. DEPT. OF HOMELAND SECURITY/FEMA							
Passed through United Way Worldwide:							
Emergency Food and Shelter National Board Program	97.024		LRO ID: 368000-002	03/31/12	\$ 6,335	\$ -	\$ 6,335
Passed through State of LA Governor's Office of Homeland Security and Emergency Preparedness:							
Emergency Operations Center Grant Program - FY2008	97.001	(1)	2008-EO-T8-0010	07/15/12	750,000	250,000	1,000,000
FEMA-DR4080 - Public Assistance Grant Program	97.036	(1)	--	--	3,590,207	1,196,735	4,786,942
FEMA-1603 - Hazard Mitigation Grant Program	97.039	(1)	HMGP#1603c-089-0030	9/1/12	501,210	-	501,210
FEMA-1603 - Hazard Mitigation Grant Program	97.039	(1)	HMGP#1603n-089-0026	12/2/12	7,405	-	7,405
FEMA-1603 - Hazard Mitigation Grant Program	97.039	(1)	HMGP#1603-089-0012	9/30/13	973,769	-	973,769
FEMA-1603 - Hazard Mitigation Grant Program	97.039	(1)	HMGP#1603-089-0020	9/30/13	1,422,049	-	1,422,049
FEMA-1603 - Hazard Mitigation Grant Program	97.039	(1)	HMGP#1603-089-0005	8/25/12	1,355	14	1,369
FEMA-1603 - Hazard Mitigation Grant Program	97.039	(1)	HMGP#1603-089-0008	12/31/10	6,123	-	6,123
FEMA-1603 - Hazard Mitigation Grant Program	97.039	(1)	HMGP#1603-089-0004	11/12/11	7,597	-	7,597
FEMA-1603 - Hazard Mitigation Grant Program	97.039	(1)	FEMA1603-DR-LA0079	6/28/14	570,200	-	570,200
Emergency Management Performance Grant	97.042		EMW-2012-EP-00042	11/30/13	14,573	-	14,573
TOTAL U.S. DEPT. OF HOMELAND SECURITY					<u>\$ 7,850,823</u>	<u>\$ 1,446,749</u>	<u>\$ 9,297,572</u>
TOTAL FEDERAL AWARDS					<u>\$ 17,536,588</u>	<u>\$ 2,062,195</u>	<u>\$ 19,598,783</u>

(1) Is tested as a major program
See accompanying Notes to Schedule of Expenditures of Federal Awards.

**PARISH OF ST CHARLES
NOTES TO THE SCHEDULE OF EXPENDITURES
OF FEDERAL AWARDS
Year Ended December 31, 2012**

Note 1. Summary of Significant Accounting Policies

The accompanying Schedule of Expenditures of Federal Awards has been prepared on the modified accrual basis of accounting. Federal expenditures consist of federal financial assistance and local expenditures consist of all local expenditures incurred in the operations of the program, which would include state and parish portions.

Note 2. Amount Received for Expenditures in a Prior Year

Revenue was received from the following grant programs for amounts expended in prior years:

	<u>CFDA #</u>	<u>Amount Received</u>	<u>2012 Federal Expenditures</u>	<u>PY Federal Expenditures</u>
HUD - Community Development Block Grant - FY09	14.228	\$ 26,066	\$ 14,766	\$ 11,300
HUD - Community Development Block Grant Disaster Recovery - Katrina	14.228	\$ -	\$ -	\$ 749,259
USDHS - FEMA Public Assistance - EM3322	97.036	\$ 7,005	\$ -	\$ 7,005
USDHS - FEMA Public Assistance - DR4041	97.036	\$ 32,521	\$ -	\$ 32,521
USDHS - FEMA HMGP#1603-089-0008	97.039	\$ 99,376	\$ 6,123	\$ 93,253
USDHS - FEMA HMGP#1603c-089-0012	97.039	\$ 1,109,222	\$ 973,769	\$ 135,453
USDHS - FEMA HMGP#1603n-089-0020	97.039	\$ 1,958,494	\$ 1,422,050	\$ 536,446
USDHS - FEMA HMGP#1603-089-0005	97.039	\$ 28,546	\$ 1,355	\$ 27,101
USDHS - Emergency Management Performance Grant FY11	97.042	\$ 23,105	\$ -	\$ 23,105

PARISH OF ST. CHARLES
SCHEDULE OF FINDINGS AND QUESTIONED COSTS
Year Ended December 31, 2012

A. SUMMARY OF AUDIT RESULTS

1. The independent auditors' report expresses an unqualified opinion on the financial statements of the Parish of St. Charles.
2. No control deficiencies were disclosed during the audit of the financial statements and is reported in the *Report on Internal Control over Financial Reporting and on Compliance and Other Matters Based on an Audit of Financial Statements Performed in Accordance with Government Auditing Standards*.
3. No instances of noncompliance material to the financial statements of the Parish of St. Charles as reported in the *Report on Internal Control over Financial Reporting and on Compliance and Other Matters Based on an Audit of Financial Statements Performed in Accordance with Government Auditing Standards*.
4. *The Independent Auditor's Report on Compliance with Requirements that Could have a Direct and Material Effect on Each Major Program and Internal Control Over Compliance in Accordance with OMB Circular A-133* dated June 18, 2013 states, in our opinion, the Parish complied, in all material respects, with the compliance requirements referred to above that could have a direct and material on the each of its major federal programs.
5. No control deficiencies were disclosed during the audit of the major federal award programs and are reported in *The Independent Auditor's Report on Compliance with Requirements that could have a Direct and Material Effect on Each Major Program and Internal Control over Compliance in Accordance with OMB Circular A-133*.
6. No compliance findings were disclosed during the audit of the major federal award programs and is reported in *The Independent Auditor's Report on Compliance with Requirements that could have a Direct and Material Effect on Each Major Program and Internal Control over Compliance in Accordance with OMB Circular A-133*.
7. A management letter was issued for the year ended December 31, 2012.

PARISH OF ST. CHARLES
SCHEDULE OF FINDINGS AND QUESTIONED COSTS (CONTINUED)
Year Ended December 31, 2012

8. The programs tested as major programs were:

	<u>CFDA No.</u>
Energy Efficiency and Conservation Block Grant	81.128
Hazard Mitigation Grant Program	97.039
Emergency Operations Center Grant Program	97.001
Community Development Block Grant	14.228
Public Assistance Grant Program	97.036

9. The threshold for distinguishing between type A and type B programs was \$525,386.

10. The Parish of St. Charles was determined to be a high-risk auditee.

B. FINDINGS RELATED TO THE FINANCIAL STATEMENTS

None.

C. FINDINGS AND QUESTIONED COSTS RELATED TO MAJOR FEDERAL AWARD PROGRAMS

None.

PARISH OF ST. CHARLES
SUMMARY SCHEDULE OF PRIOR YEAR FINDINGS AND QUESTIONED COSTS
Year Ended December 31, 2012

SECTION I - FINDINGS RELATED TO THE FINANCIAL STATEMENTS

2011-01: INTERNAL CONTROLS OVER RECEIVABLES- RESOLVED

2011-02: INTERNAL CONTROLS OVER SCHEDULE OF EXPENDITURES OF FEDERAL AWARDS- RESOLVED

2011-03: CAPITALIZATION OF REPAIRS AND MAINTENANCE- RESOLVED

SECTION II - FINDINGS AND QUESTIONED COSTS RELATED TO MAJOR FEDERAL AWARD PROGRAMS

2011-04: FAILURE TO TRACK ARRA AND NON-ARRA EXPENDITURES SEPARATELY- RESOLVED

SECTION III – MANAGEMENT LETTER

None.

**PARISH OF ST. CHARLES
CORRECTIVE ACTION PLAN
Year Ended December 31, 2012**

SECTION I - FINDINGS RELATED TO THE FINANCIAL STATEMENTS

There were no findings related to the financial statements for the year ended December 31, 2012.

**SECTION II - FINDINGS AND QUESTIONED COSTS RELATED TO MAJOR
FEDERAL AWARD PROGRAMS**

There were no findings related to major federal awards programs for the year ended December 31, 2012.

